

# ERYTHROCYTE



Second Junior Annual  
*of*

The  
Detroit College  
of Medicine

Recollections and  
Touches from the  
Lives of the Various  
People Connected  
With the Detroit  
College of Medicine

Published  
By the Class of  
1914




## Foreword

TO THE loyal friends, faculty and alumni of the Detroit College of Medicine, we offer this, our second Annual. We crave your indulgence if this does not come up to your expectations, but, having been a medical student yourself, you will know the amount of work the Junior is subjected to, and appreciate the amount of effort necessary to produce a publication of this kind.

Our task has not been an easy one; difficulties have continually cropped up to deter us from our plans. But with the later day encouragement of the other classes and with the moral support of the faculty, we have succeeded in putting this Annual before you. It is, as we have tried to make it, an improvement on the last Annual, and we here wish to thank the Class of '01 for the precedent which they have set, and which we hope will be followed by the succeeding Junior Classes. We wish to thank all those who had any share whatever in the building up of our Annual, and we wish to extend special thanks to Dr. Frank B. Walker, who has so kindly written our History, and to Mr. Woodworth, without whose exceptional talent this book would have been incomplete.

That we have made errors will be obvious, but on the grounds of inexperience, we ask that you see only the good and thereby *feel good*.

THE EDITORS




Board of Editors

## Board of Editors

EDITOR IN CHIEF:	Arthur E. Schiller, '14
ASSISTANT CLASS EDITOR:	E. C. Thiede, '14
EDITOR SENIOR CLASS:	Robert Moehlig, '13
EDITOR SOPHOMORE CLASS:	L. A. Pyle, '15
EDITOR FRESHMAN CLASS:	Gerrit G. Warnshuis, '16
EXECUTIVE COMMITTEE:	Howard B. Haynes, '14
	Fredrick A. Baker, '14
	Bror H. Larsson, '14
ARTIST:	Wm. P. Woodworth, '15
SCIENCE EDITORS:	Benjamin H. Priborsky, '14
	Bernard O. Harris, '14
HOSPITALS AND BUILDINGS:	Eldwin Wittwer, '14
	F. P. Seabury, '14
ADVERTISING COMMITTEE:	Gerald A. Wilson, '14
	Charles Morris, '14
FINANCE COMMITTEE:	A. C. Tiffany, '14
	S. R. Ashe, '14
	A. B. Toaz, '14
SUBSCRIPTION COMMITTEE:	Paul Klebba, '14
	Allen B. Bower, '14
	Audrey Brown, '14
	Howard B. Haynes, '14
	Montrose Bernstein, '14





Theodore A. McGraw, Sr., M. D., LL. D.

## Dedication

I choose, in dedicating this book, a patron, friend and public character. To accurately depict this character would indeed require a genius; but the basic qualities of a sterling worth and a steadfast devotion to duty stand out in the personality of the man, sufficient alone to extol his eminence. Add to these virtues, deep interest in his fellow-men, a heartfelt sympathy from which kindness itself radiates and a glowing cordial demeanor, and you have the man whom we call our friend indeed: THEODORE A. MCGRAW, M. D., LL. D.

DR. MCGRAW was born in Detroit Nov. 11th, 1839. His early education was obtained in the public schools of this city and with the exception of six months at the Cornell University, New York, his academic course was pursued at the University of Michigan, where he graduated with the degree of Bachelor of Arts in 1859. DR. MCGRAW then went to Germany, primarily to study Economics and Law, but, having to familiarize himself with a foreign language occasioned his presence in the medical clinics. He became intensely interested in this subtle subject, and took up the work in the University at Bonn. Remaining for two years, he then returned to his native land and was graduated with the degree of M. D. from the College of Physicians and Surgeons of N. Y. in 1863.

It was at this hour that the young man answered the call of his country and volunteered as assistant surgeon. He served throughout the remainder of the war; at its close he returned to Detroit and began his eventful practice of medicine and surgery. In 1866, he married Miss Alice Simpson. For the time following he was a professor of surgery at the University of Michigan, but in 1869, together with a small number of faithful colleagues, he founded the Detroit College of Medicine. In 1881, he was made Dean of the Faculty and president. Throughout the financial strife of the College, DR. MCGRAW gave his whole energy in its upbuilding and it is to him that a large portion of credit is due in making our college our pride.

It is indeed a privilege to meet him in the clinic or classroom and feel the lasting inspiration he gives with his discipline, earnestness and love. Who of you have not felt a greater desire to be more accurate, alert and studious because of PROF. MCGRAW, yet realized an ever ready source for assistance in times of discouragement? Our Dean is the embodiment of classicism. His manner and appearance are those of the old school and he is never too busy nor too absorbed in his serious philosophy to speak a pleasant word to all who have the joy of knowing him. For forty years medical graduates have gone forth with the stern impress of his personality upon their lives and wherever an alumnus is found, there DR. MCGRAW has a friend.

Thence, our honored sage, we dedicate this volume to you as a slight token of our esteem. The class of 1914 sees in you, after the exhaustion of all or any adjective to which we have access, A MAN. May your declining years be not unlike the closing of a soft autumnal day with its rich full sun reflecting all its glory and when students no longer look to you for guidance, may the Great Teacher welcome you with His—"Well done, thou good and faithful servant; enter into the joys of Thy Lord."

## Detroit College of Medicine

THE Detroit College of Medicine was the result of the amalgamation in 1885 of the Detroit Medical College and the Michigan College of Medicine. The former, organized in 1868, was the logical successor of the Detroit Preparatory School of Medicine which was conducted in 1865 and 1866 in the army hospital located then near the present site of Harper Hospital.

The first session began February 2, 1869, and was held in two of the Harper Hospital buildings that had been remodeled for that purpose. Clinical facilities were afforded by Saint Mary's, Harper and Saint Luke's Hospitals and the free dispensaries connected therewith. During that early period, the last named institution was centrally located and furnished educational advantages. In 1882 the College acquired the property of the Young Men's Christian Association on Farmer Street, in the rear of the Detroit Opera House, and occupied it in September of the following year.

In the meantime the Michigan College of Medicine was organized in June, 1879, and on November 17th, the school was opened in the three-story brick building still standing on the southeast corner of Catherine and Saint Antoine Streets. Clinical advantages depended upon a free dispensary connected with the College, upon hospital accommodations provided the next year on the second floor of the College building and a free emergency ambulance put in commission in August 1881.

The two institutions competed lively for patronage until June 1885, when, by articles of agreement, they merged into one. The new school was conducted for four years in the Catherine and Saint Antoine Streets building and utilized the clinical facilities of Saint Mary's and Harper Hospitals, which had been much increased by the erection of new buildings.

In 1889 a new college building was erected on the northeast corner of Saint Antoine and Mullett Streets and equipped with specially adapted laboratories for the teaching of Chemistry and Anatomy and with a large amphitheatre. The needs of the growing College demanded more room; accordingly in 1892 an addition was made on the north side of the new college building erected three years before.

On the morning of December 17, 1896, we awoke to find the new college building in ruins. Fire had gutted the noble structure and left only tottering walls. However, after only an extra week's holiday, college work was resumed in the new laboratory building just then finished on Mullett Street. The burned building was immediately restored and enlarged and made ready for occupancy in the following September. So it has remained up to the present day.

In 1891 arrangements were made by which the facilities of the House of Providence were utilized for Obstetrical teaching. Similar advantages were secured in the Woman's Hospital in 1895. The Children's Free Hospital also afforded clinical material and the Poor Commission continued to supply much experience in all kinds of medical work as it had done for many years.

Such has been the outside history of the College for nearly half a century. The inside workings of the Faculty or Faculties have been equally active and significant.

It is interesting to observe first that the Preparatory School was started not as a commercial enterprise, but rather as an educational proposition. There was a large army hospital with hundreds of soldiers back from the war, affording abundant clinical facilities for teaching that would otherwise have gone to waste. A handful of doctors—only five—grasped the opportunity and made much of it. They taught anatomy, chemistry, physiology, practice, surgery and obstetrics and incidentally learned much themselves. All became not only successful but prominent.

During the first twelve years of its existence the Detroit Medical College accepted all applicants without regard to their fitness and graduated them after two sessions of five months each. The country was growing rapidly and any doctor or student was everywhere welcome. The course of study included the subjects of anatomy, chemistry, physiology, medical botany, materia-medica and therapeutics, practice, surgery, obstetrics, and diseases of women and children, ophthalmology and otology and medical jurisprudence. Practical courses were also given in anatomy and chemistry. Gradually the curriculum was extended to include special instruction in diseases of the brain and nervous system, of the genito-urinary organs and rectum, laryngology, orthopedic surgery, diseases of the skin, histology, pathology, pharmacy, and optional courses in histology, pathology and physiology. A three-years' course was offered and recommended and the clinical features improved.

Beginning with September 1880, the whole course was lengthened to three terms of six months each and a preliminary examination was exacted. Hitherto the work of a student consisted in an attendance upon two courses of lectures, each a repetition of the other, and a final examination at the end. Now the curriculum was graded and students were separated into three distinct classes. The outlook was promising but the classes grew smaller rather than larger.

Meanwhile the Michigan College of Medicine was organized. With the exception of Saint Mary's Free Eye and Ear Infirmary it had no hospital connections and clinical facilities were consequently poor. After five years of stern rivalry the two colleges came together and formed the Detroit College of Medicine.

The years from 1885 to the present have for the teaching of medicine been prosperous, progressive and gratifying. Coincident with the erection of new college buildings and the enlargements of the hospitals, the curriculum has been changed from time to time to include obligatory laboratory courses in histology, bacteriology, pathology, physiology, operative surgery and clinical microscopy. Similarly clinical work in the practical branches has been gradually improved as well as increased.


The erection of the new college building in 1889 stimulated and broadened the college work. A Department of Pharmacy was opened in January and Departments of Dental and Veterinary Surgery were instituted in September 1891. The addition to the college building put up in 1892 was for the purpose of the Dental Department. The laboratory building erected in 1896 was largely for the use of the Veterinary Department. The Pharmacy Department was commodiously provided for in the main building, and after eight years changed from evening to day classes.

The three additional departments having been successfully launched the Detroit College of Medicine assumed the proportions of a University. The outlook was, at first sight, promising. But heavy obligations had been assumed in the erection of the large addition and the laboratory building, in their equipment, and in the appointment of a long list of salaried teachers. Some few extra thousand dollars were raised and a loan was secured. It is probable that if the corporation had then reorganized in perpetuity on a non-stock basis the project would have succeeded. But unfortunately the stock feature was not eliminated, a large endowment was not secured, and the result was the closing of the three new departments—that of Veterinary Surgery in 1899, of Pharmacy in 1906, and of Dental Surgery in 1909.

The Detroit College of Medicine has never paid cash dividends. Nor did a single shareholder expect financial profit when he gave his money to that benevolent object. But, in spite of low tuition—nearly nominal—the fees from large classes together with the gratuitous services of the teachers have always paid running expenses and provided not only reasonable but also liberal equipment. During the activity of the other departments, that of Medicine kept the whole institution alive and enthusiastic. When they became too burdensome they were let go.

The Detroit College of Medicine has now reached a time in its history when students' fees alone will not suffice to afford all the facilities of the most liberal medical education. Endowment is needed to continue as a first-class school. The more than two thousand alumni scattered all over this continent not only desire but demand and expect the means to be provided to keep their Alma Mater to the front, as she has always been. Moreover, many of them will not only respond to her mute appeal but will hasten to help and to extend their enthusiasm to their lay friends. The movement is on. Let us all unite to rebuild our school as a truly Greater Detroit College of Medicine.

FRANK B. WALKER





## Emeritus Professors



E. L. Shurly, M. D.



C. Henri Leonard, M. D.



F. Newman, M. D.



Geo. Duffield, M. D.

## Board of Trustees

SIDNEY T. MILLER, Esq., PRESIDENT

ERNEST L. SHURLY, M. D., VICE-PRESIDENT

FRANK B. WALKER, M. D., SECRETARY AND TREASURER

R. H. FYFE, Esq.

WILLIAM C. WILLIAMS, Esq.

THEO. A. MCGRAW, M. D.

J. B. BOOK, M. D.

J. H. CARTSENS, M. D.


CHARLES DOUGLAS, M. D.

HON. DANIEL J. CAMPAU

H. M. CAMPBELL, Esq.

WILLIAM A. BUTLER, Esq.

BURT R. SHURLY, M. D.



In Memoriam

## A Tribute to Doctor Henry O. Walker

**D**OCTOR Henry O. Walker was born at Leesville, Michigan, on December 18th, 1843. In his early years he attended the ordinary district school until his fifteenth year, when upon the establishment of the Detroit High School, he became one of its first pupils. So determined was he to improve the opportunity of a better education that the new high school offered, and at that time there being no street-car facilities, he walked to and from school each day, covering a distance, daily, of nine miles. This perseverance of character which he showed in his early days has followed him all the days of his life and won for him success and friends, for who is there that does not respect the ambitious, energetic man, especially when his energy is spent for a good cause?

At the age of eighteen he entered Albion College, remaining in that institution for one year. During the summer months he taught school and in the following year passed into the sophomore year at Albion. He then attended the University of Michigan, Medical department, one course, after which he received the appointment as house physician to Harper Hospital, the first appointment of its kind, on the new staff of directors. After serving in that capacity for several months he finally determined to complete his medical course and entered the Bellevue Hospital Medical College at New York City, where he was graduated February 29th, 1867. Upon receiving his degree as M. D. he returned to Detroit and was associated with Dr. E. W. Jenks for a time, after which he opened an office for himself.

Dr. Walker had many of the same difficulties to overcome that all young physicians have, and it was far from clear sailing in those days, for he said that at the end of three years he was one thousand dollars in debt, but with a determination to make good and with ardent study and hard work, prosperity began to turn his way, and from that time on he continued to prosper.

Dr. Walker's life reminds one of that quotation by Longfellow:

"Heights by great men, reached and kept,  
Were not attained by sudden flight,  
But they, while their companions slept,  
Were toiling upward in the night."

Upon the organization of the Detroit Medical College in 1869, the Doctor was appointed demonstrator of anatomy, occupying this position for eight years, when he was made professor of anatomy. In 1881 he was appointed professor of orthopedic surgery, retaining that office until the amalgamation of the Detroit Medical College and the Michigan College of Medicine into the Detroit College of Medicine. In this institution he was a member and secretary of the Faculty and Board of Trustees, which position he held until his death.

At the old convention in Denver he was elected president of the Association of American Medical Colleges.

Dr. Walker was County Physician for two years and City Physician from 1873 to 1876. He was also a member of the Board of Health, and of the Detroit Academy of Medicine, filling the positions of secretary and president for a time.

In 1887 he was elected president of the Medical and Library Association.

Since the second year of its organization he was a member of the Michigan State Medical Society and for one term was its president and vice-president.

He was twice elected vice-president of the American Medical Association.

Dr. Walker was chief surgeon of the police department and surgeon of both St. Mary's and Harper Hospitals, and of the Polish Orphan Asylum; also consulting physician in the Detroit Sanitarium and the Michigan State Hospital at Pontiac.

In November 1872 he was united in marriage to Gertrude Esselstyn, of Detroit. She, with their one son, Elton W. Walker, who is a graduate of the Michigan Mining School at Houghton and at present superintendent of Mass Mine, at Mass, Michigan, survive.

Having been associated with Dr. Walker only during the last year of his life, I will quote some of the expressions of his colleagues, those who know him best. I soon learned, however, that with his gruff voice there was a twinkle in his eye which explained his inner heart, and proved to me that when a thing was done right and at the proper time there would be no complaint. It was also surprising to hear him relate the results of his operations with as much enthusiasm as would a junior in telling about his first confinement case.

Dr. Augustus W. Ives said of Dr. Walker:

"Partly hidden by a bluff exterior, was a man of the tenderest, most compassionate nature. Many can testify to the sympathetic tear which he feign would have concealed when he was obliged to be the bearer of sad news from the operating table, or the witness of sorrow and mental anguish in others. This sympathy was real and practically was something more than the moistened eye; never if he knew it were the worthy poor, or those of the great middle class, where frequently the life struggle is most acute, made to feel too deeply the burden that so frequently results from the surgical operation. More than with most of us, I think, were his sympathies altruistic rather than egotistic, and because of this, when we take into consideration his pre-eminence, and the enormous amount of work he has done, his material recompense has not been great."

In the words of Dr. E. L. Shurly, who was a very close friend of Dr. Walker for many years:

"He was an honest and honorable man. He was truthful, honest, benevolent, virtuous and never afraid to die. As an illustration of his honesty, let me briefly relate the following incident: Dr. Walker had been induced by a promoter to invest in and boost a business scheme, and had been induced to influence some of his friends to join. In course of time, and rather a short time, too, the company went the way of all fictitious affairs, leaving its members with their experience only. Now what did our noble colleague do?—Avail himself of the technicality of the law, get out and condone with his acquaintances? No, he took the full responsibility (which he need not legally have done), paid the debts amounting to several thousand dollars and closed the concern. So quietly was it done that but few knew it."

It is said that Dr. Walker was one of the first men in this vicinity to recognize the meaning and importance of asepsis and antisepsis, as applied to surgery; twenty-five years ago he began to impress the fact upon the students' minds that "If no bacteria, then no inflammation, no fever, no pus."

One great attribute to his success in surgery was the fact that he had the courage, coupled with the natural ability, good judgment, and a vast amount of common sense, to use every new discovery in his line that seemed to him reasonable, and to see and do the proper thing in any emergency.

Dr. Frank B. Walker, who was associated with Dr. H. O. Walker for over twenty years, said of him:


"There never was a man more devoted to his profession, a man whose entire thought and ambition was to advance himself in the science of medicine. In spite of the fact that he was ever busy in thought or hand, yet he never forgot to be courteous, and when approached by anyone, on any subject worth while, he would listen and give them due consideration. He was keen to detect any fraud or underhanded work, and would not stand for it. While not a church man, yet his sense of morals was so high that he has done much more good for his friends than any man in the church could do. The only time he spent away from his business was when it became necessary to take a little vacation, then he would take a hunting or fishing trip, which he thoroughly enjoyed."

One of Dr. Walker's achievements was his work in connection with the foundation and building up of the Detroit College of Medicine, of which he was from the first the leading spirit, if not its very soul. Our alumni will all stand with him in saying the Detroit College of Medicine must stand and will continue to prosper and turn out good men, as it has every year of its existence, men who are an honor and a credit to the medical profession.

Dr. Walker was eager and ambitious to the end, having done two major operations on the day he was taken sick of his last illness. As Dr. Osler says, "Pneumonia came as a friend" to the old man, for he began to feel his grasp slipping away and unable to perform his duties, yet his ambition would not let him rest. As long as health was in him he was bringing health to others, so long as he was spared he was saving men from death and families from bereavement—then all at once, almost suddenly, he laid by his instruments, and closed his books, and lay down himself to take the only true rest he has known since he assumed the oath of Hippocrates.

S. R. ASHE






Daniel La Ferte, M. D.

## Daniel La Ferte, M. D.

OFFICER D'ACADAMIE FRANCE

PROFESSOR OF ANATOMY, ORTHOPEDIC SURGERY AND  
CLINICAL SURGERY

of French origin, his grandparents having emigrated from the province of Laferte in France. He has preserved his native tongue and can converse equally well in French or English. He was born at Amherstburg, Ontario, Jan. 3, 1849. He was educated at the public schools of Amherstburg and Windsor, studied medicine in the Detroit College of Medicine and the Jefferson Medical College, graduating from the latter college in 1871. In the same year he settled in Detroit, where he has practiced his profession continuously ever since. In 1873 he was appointed assistant demonstrator of anatomy in the Detroit College of Medicine and in 1874 was promoted to the position of demonstrator in the same institution. In 1879 he was appointed professor of anatomy, which position he still holds, besides being professor of orthopedic surgery and clinical surgery. He is surgeon to Children's Free Hospital and to Harper Hospital, and gives the greater portion of his time to orthopedic surgery. He is a member of the various national and local medical societies. Next to Dr. McGraw, Dr. La Ferte has been on the faculty longer than any other man, and his services have been very much appreciated.



J. H. Carstens, M. D.

## J. Henry Carstens, M. D.

PROFESSOR OF SURGICAL GYNECOLOGY AND OBSTETRICS

Was born June 9, 1848, in Kiel, Province of Schleswig-Holstein, Germany. Soon after his birth his parents moved to Detroit, where he has since resided. He was educated in the public schools and the German-American Seminary. He was the first on the matriculation book of the Detroit College of Medicine and was graduated in 1870. He was appointed lecturer in minor surgery in 1871 and later of diseases of the skin and clinical medicine, and in 1881 he accepted the chair of surgical gynecology and obstetrics, which position he has held ever since.

Dr. Carstens holds the position of chief gynecologist at Harper Hospital, and is chief of the medical staff. He is consulting obstetrician to the Woman's Hospital and the House of Providence. He is a member of the American Medical Association, Wayne County Medical Society, Mississippi Valley Medical Society (ex-president), member of Detroit Academy of Medicine and the British Gynecological Society. He is an honorary member of the Owasso and Kalamazoo Academy of Medicine, the Northeastern District Medical Society, and was president of the American Association of Obstetricians and Gynecologists in 1895, and ex-president of the Detroit Gynecological Society.



Eugene Smith, Sr., M. D.

## Eugene Smith, M. D.

PROFESSOR OF OPHTHALMOLOGY AND OTOTOLOGY

Was born at Albany, N. Y., June 4, 1846. At an early age he removed with his parents to Buffalo, N. Y., where he attended public and private schools and St. Joseph's College. In 1863 he entered the medical department of the University of Buffalo, and was graduated with honors therefrom in 1866.

Following his graduation he located at Mansfield, Pa., and practiced for two years, removing to Detroit in 1868, where he has been practicing ever since. The greater part of 1873 and 1874 he spent in special study of the eye and ear in New York, London, Paris, Vienna and Berlin.

He is oculist to St. Mary's Hospital, member of the American Medical Association, Michigan State Medical Society, Detroit Medical and Library Association, founder and surgeon-in-chief to St. Mary's Free Eye and Ear Infirmary.





Charles Douglas, M. D.

## Charles Douglas, M. D.

PROFESSOR OF DISEASES OF CHILDREN

Was born at Streetsville, Ont., Canada, May 5, 1843. After attending the public and high schools of Streetsville and Toronto he entered the medical department of the Toronto University in 1860 and graduated in 1864. For one year he acted as house surgeon to the Toronto General Hospital, and in 1865 entered upon an active and successful professional career. For two years he was located at Oil Springs, Canada, and during the ensuing nine years he practiced at Streetsville. In 1876 Dr. Douglas located permanently for practice in Detroit.

Since 1860 he has held the chair of Diseases of Children in the Michigan College of Medicine, and also in its successor the Detroit College of Medicine. He was for a number of years a member of the medical staff of the Harper Hospital, and is at present consulting physician to that institution. He is a member of the American Medical Association, Association of the American Teachers of Diseases of Children, Michigan State and Wayne County Medical Societies, and the Ohio State Pediatric Society.



David Inglis, M. D.

## David Inglis, M. D.

PROFESSOR OF MENTAL AND NERVOUS DISEASES

Dr. Inglis was born in Detroit, Dec. 27, 1850. His father was Professor Richard Inglis of this school. Dr. Inglis was educated in the public schools of Detroit and Grand Rapids, Mich., University of Michigan, and received his degree of M. D. from the Detroit College of Medicine in 1871. After taking post graduate work at Vienna and the University of Berlin he began the practice of medicine in 1874. Dr. Inglis has taught in this college since 1875, teaching histology, practice of medicine, and nervous and mental diseases in the order named. He is a member of Wayne County Medical Society, Michigan State Medical Society (president, 1906), American Medical Association, Detroit Academy of Medicine. When relieved of his many professional worries Dr. Inglis turns to the soil, and thereby retains his healthy, normal perspective of life in general. Of himself Dr. Inglis says:

David Inglis, M. D., *grandson* of Detroit Medical College, for his father, Prof. Richard Inglis, was one of its founders. *Son* of Detroit Medical College, for he graduated from it in 1871. One of the *fathers* of it, for he has been teaching, first, histology in 1875, next professor of practice until 1885, and professor of nervous diseases ever since.

Politics? During one campaign his son said, "Daddy, I wish you could vote for the winning side just once." As an ardent Socialist he still hopes to vote for the winning side just once.

He fought for the initiative, referendum and recall for twenty-four weary years, and lives to see today.

Religion? He is a Universalist. Believes in the Fatherhood of God and brotherhood of man, and lives to see that creed a great acting force in a new world.

Many men and women educated him. To them all he owes a gratitude which he never told to them. In his way he has tried to educate many men. Therein he has found his happiness.



J. E. Clark, M. D.

### John Edward Clark, M. D.

Son of Frederick John and Ellen (Petley) Clark, grandson of John Clark, Norfolk, Eng., was born Jan. 19, 1850, at Worlington, Suffolk, England. He came to New York in 1856, and later removed with his parents to Toronto, Ontario. He commenced the study of medicine in 1872; attended lectures at Long Island College Hospital and Victoria College, Toronto, and took two courses in the Department of Medicine and Surgery of the University of Michigan, receiving the degree of M. D. from the last named in 1877, and has practiced in Detroit since that year.

Dr. Clark was professor of general chemistry and physics in the Michigan College of Medicine, 1879-85, and has occupied the same chair in the Detroit College of Medicine since that time; was elected dean of the Department of Pharmacy, Detroit College of Medicine, and professor of chemistry and toxicology in the same in 1892. He is a member of the American Medical Association, Michigan State Medical Society, of the Wayne County Medical Society, of the Detroit Medical and Library Association; was elected an honorary fellow of the Berlin Chemical Society, Germany, 1885; is a member of the American Chemical Society; was honorary president of the Detroit Science Association, 1881-82; member of the Association of Military Surgeons of the United States; of the Board of Education of Detroit, 1893, president of the same, 1894-95; commissioner of the public library of Detroit, 1894-95; of the medical department of Michigan National Guards since 1881; surgeon-general of the same since 1892.

He is author of "Clark's Physical Diagnosis and Urinalysis," "Inorganic Laboratory Notes" and "Manipulations in Organic Chemical Laboratories."

Dr. Clark is one of the most interesting and enthusiastic professors in this school, always ready with a little joke or quip to illustrate any point, and never tires of knocking patent fakes and quacks.





Edmond A. Chapoton, M. D.

## Edmond A. Chapoton, M. D.

PROFESSOR OF PRINCIPLES AND  
PRACTICE OF MEDICINE

Was born in Detroit, November 15, 1852. After a thorough preparatory course of instruction in the private school of the late Philo M. Patterson at Detroit, he entered St. John's College at Fordham, New York City, and was graduated therefrom with honors in 1873. Returning in the same year to Detroit he commenced the study of medicine in the Detroit Medical College, from which he was graduated in 1875. The following two years he spent in Europe, taking post graduate courses in Berlin and Paris. He returned to Detroit in 1877, where he has been in continuous practice since. For over thirty years he has been attending physician to St. Mary's Hospital, and senior physician and surgeon to the House of Providence. He was a member of Detroit Board of Health, 1888-'92; president of Angora Knitting Co.; director Detroit Savings Bank; member Wayne County Medical Society, and the various other national and local societies.



Charles G. Jennings, M. D.

## Charles G. Jennings, M. D.

PROFESSOR OF PRACTICE OF MEDICINE

Was born Feb. 4, 1857, at Troy, New York. He was graduated from the Seneca Falls Academy, Seneca Falls, N. Y., in 1875, and began the study of medicine in the same year under Dr. J. H. Purdy, of Seneca Falls. Later he entered the Detroit College of Medicine, from which he was graduated in 1879. He commenced the practice of medicine in Detroit in 1880, and has since continued there.

Dr. Jennings was professor of chemistry and of diseases of children, Detroit College of Medicine, 1882-88; professor of physiology and of diseases of children, 1888-93, and since 1892 he has been, first, professor of diseases of children, and later, professor of practice of medicine.

Dr. Jennings is physician to Harper Hospital and to Children's Free Hospital, was president of the Detroit Clinical Laboratory, member Board of Health, member Wayne County and Michigan State Medical Societies, Detroit Academy of Medicine, American Medical Association, American Climatological Association, American Pediatrics Society (president 1904). Dr. Jennings always has tried hard to make an interesting study more interesting and attractive to the student, and therein lies his success as a teacher.



Augustus Wright Ives, M. D.

## Augustus Wright Ives, M. D.

PROFESSOR OF PHYSIOLOGY AND NERVOUS DISEASES

Was born at 22 West Montcalm Street, Detroit, January 21, 1861. His early education was obtained in the public and high schools of his native city. At the age of eighteen he went to Europe, where he passed three years, one each at Paris and Heidelberg, attending lectures at the Sirbonne and College de France at the former, and at the famous university of the latter place. The last year was passed in travel. Returning to America and Detroit at the age of twenty-one, he was two years employed at the Michigan Savings Bank, and was for five years a partner in the art firm of Hanna & Ives. Entered the Detroit College of Medicine in 1888, was graduated in 1891, was Dr. McGraw's student during freshman and junior years, and interne at St. Mary's as a senior. Was appointed assistant to the chair of physiology in the fall of 1891. Clinical assistant to the chair of pediatrics for five years. In the summer of 1904 Dr. Ives took a post-graduate course at Vienna. He is now professor of nervous diseases at the Detroit College of Medicine, and is visiting neurologist to St. Mary's hospital. He is a member of the Wayne County, the Michigan State and the American Medical Associations. Dr. Ives takes an active interest in all student and professional organizations, and is the students' best friend. "He is a student not only of what bases on his life work in a technical sense, but also whatever pertains to or proceeds therefrom."





Stanley G. Miner, M. D.

## Stanley G. Miner, M. D.


PROFESSOR OF LARYNGOLOGY AND PHYSICAL DIAGNOSIS

Was born February 4, 1861, at Detroit, Mich. Educated at Detroit public and high schools, and Wellington's Private School and Helmuth College. Entered Detroit Medical College in 1879, and graduated in 1882. Commenced the practice of medicine in 1882, and has continued there since.

Dr. Miner was appointed lecturer on physical diagnosis and practice of medicine in 1883 in the Detroit Medical College, and assistant laryngologist to St. Mary's Hospital, and in 1884 was made professor of laryngology and physical diagnosis in the Detroit College of Medicine, and laryngologist to St. Mary's Hospital and polyclinic.

He is a member of the American Medical Association, Michigan State Medical Society and Wayne County Medical Society.

Dr. Miner is possessed of a good baritone voice, and his utterances and teachings can din their way into the thickest of skulls.



Frederick W. Robbins, M. D.

### Frederick W. Robbins, M. D.

Was born at East Haddam, Conn., in 1857, and obtained his primary education in the same place. He then went to Wesleyan University, from which he was graduated A. B. in 1880. Returning to the same institution he received his M. A. degree therefrom in 1883, and the following year entered the Detroit Medical College, from which he was graduated M. D. He then began his practice of medicine in which he has been so uniformly successful. Dr. Robbins was appointed professor of genito-urinary diseases and clinical surgery, and has held this position in such a manner as to afford much pleasure to the students in the pursuit of knowledge.

Dr. Robbins is a member of the American Medical Association, the Wayne County Medical Society and many others. He is also a Fellow of the American Urological Association, Detroit Academy of Medicine, and is a member of the various medical and social clubs of the city.



Andrew Porter Biddle, M. D.

### Andrew Porter Biddle, M. D.

Was born in Detroit Feb. 25, 1862. Up to the age of ten years he was educated at the public schools. Then he was sent to a private school at Geneva, Switzerland, later going to high school at Heidelberg, Germany, and lastly at the Detroit High School up to 1880. In that year he entered the United States Naval Academy as a member of the class of 1884. However an affliction of the eye caused him to resign from the Naval Academy in 1882, and returning to Detroit he entered the Detroit College of Medicine, from which he was graduated M. D. in 1886. During his senior year and the one following he was resident physician to Harper Hospital. In 1890 he took special post-graduate work in dermatology in Leipsig, Germany. He was appointed assistant to the chair of dermatology in the Detroit College of Medicine in 1892, and at present is professor of dermatology in this institution. He is consulting dermatologist to the Detroit Board of Health, dermatologist and secretary of the medical board St. Mary's Hospital, dermatologist to Children's Free Hospital, consulting dermatologist to Protestant Orphan Asylum. He is a member of the American Dermatological Society, American Roentgen Ray Society, American Medical Association, Michigan State Medical Society, Wayne County Medical Society and Detroit Academy of Medicine. He was major and surgeon 31st Michigan Volunteer Infantry during the Spanish-American War, 1898. Councilor to Michigan State Medical Society.





Angus McLean, M. D.

### Angus McLean, M. D.

Was born at St. Clair, Mich., on April 4, 1863. He attended the public schools at St. Clair, and graduated from the Ontario Institute 1880, and following that he took up the study of medicine at the Detroit College of Medicine, from which he was graduated M. D. 1886. In 1895 he took post-graduate work in the University of Edinburgh, Scotland. He is now attending surgeon to Harper Hospital, Children's Free Hospital and Providence Hospital. Since 1905 he has been clinical professor of surgery in the Detroit College of Medicine, and is also professor of surgery at the same institution. He is a member of the American Medical Association, Michigan State Medical and Wayne County Medical, being president of the latter society in 1911. He was president of the Michigan State Board of Health, 1907-11. Dr. McLean's lectures at the College are always listened to with relish, and are very much appreciated.



Arthur H. Steinbrecher, M. D.

### Arthur H. Steinbrecher, M. D.

Was born in Detroit, Jan. 11, 1858. He obtained his primary education in the public and high schools of his native city, and then entered the Detroit College of Medicine, from which he was graduated M. D. in 1881. After serving as interne at several hospitals he went to New York and took post-graduate work at one of the best schools there. Following this he went to Germany, where he remained for two years taking up advanced work in pathology, surgery, etc. He has since been over in foreign countries studying different subjects at different times. Dr. Steinbrecher is a natural student, and studies for the love of it. The last time he was in Germany he took up work with Schmidt, the great stomach man. Dr. Steinbrecher has practiced medicine in Detroit since 1891, and has been for many years professor of practice of medicine in the Detroit College of Medicine. He is a member of the staff of St. Mary's Hospital, and a member of the various national and local medical societies. Dr. Steinbrecher is an exceedingly good fellow, and his lectures are respectfully listened to.



William M. Donald, M. D.

### William M. Donald, M. D.

Was born at Allanburg, Ont., Canada, Dec. 15, 1860. He received his primary education in the Ontario public and high schools, McGill University and the Detroit College of Medicine, graduating from the latter with the degree M. D. in 1887. Since the year 1887 he has been engaged in the practice of medicine. He is professor of practice of medicine Detroit College of Medicine, and attending physician to St. Mary's Hospital and Protestant Orphan Asylum. He is a member of the Wayne County Medical Society, Michigan Medical Society and the American Medical Association.

One of Dr. Donald's sterling qualities is that he insists upon the student paying attention to diagnosis.





W. C. Martin, M. D.

### W. C. Martin, M. D.

PROFESSOR OF HISTOLOGY AND LECTURER ON GENITO-  
URINARY DISEASES

Was born in Milwaukee, Wis., Jan. 30, 1870. He received his primary education in the Detroit public and high schools, and entered the Detroit College of Medicine, graduating from the same with the degree M. D. in 1892. Following graduation he was interne at Harper Hospital, and from there he went to Marine Hospital as interne. The following two years he spent at the hospitals and dispensaries of Berlin, acquiring knowledge and technique. In 1897 he came back to Detroit, where he has been practicing continuously ever since. Upon his return he was appointed professor of histology, which subject he taught until two years ago, when he was appointed lecturer on genito-urinary surgery, in which line he is especially interested. Dr. Martin is a member of the various local and national medical and fraternal organizations.



Preston M. Hickey, M. D.

## Preston M. Hickey, M. D.

PROFESSOR OF PATHOLOGY, ROENTGENOLOGY AND  
CLINICAL LARYNGOLOGY

Was born in Ypsilanti, Mich., Dec. 3, 1865. He was educated in the public and high schools of his city, and took up literary work at the University of Michigan, from which he was graduated A. B. in 1888. Following this he attended the Detroit College of Medicine, from which he was graduated M. D. in 1892. He then located for practice in Detroit, where he has continued since. Dr. Hickey has for many years held the positions above mentioned in the Detroit College of Medicine, and is also roentgenologist to the Children's Hospital, and pathologist to Children's Hospital. He is president of the American Roentgen Ray Society, member of the Wayne County Medical Society, Michigan Medical Society, American Medical Association and the Detroit Academy of Medicine. Dr. Hickey is always one of the first to try out any new thing appearing in the field of practical medicine, and is also an authority on "How to conserve time."



Clarence A. Lightner, M. A.

## Clarence A. Lightner, M. A.

PROFESSOR OF MEDICAL JURISPRUDENCE

Was born in Binghamton, N. Y., Jan. 24, 1862. He was educated in the public schools of Detroit and the University of Michigan, graduating with the degree of B. A. in 1883; following this he continued his studies leading up to the degree of M. A. Becoming interested in the study of the law, Professor Lightner associated himself with the Hon. Alfred Russel, studying in the latter's office. He was admitted to the bar in 1888, and has practiced since in Detroit, being at the present time a member of the firm of Keena, Lightner & Oxtoby. Mr. Lightner undertakes to teach the student how to avoid the pitfalls dug by the laity, for the purpose of extracting money in medical jurisprudence cases.



Frank B. Walker, M. D.

### Frank B. Walker, M. D.

Was born in Michigan in 1867. He received the Ph.B. degree from the University of Michigan in 1890 and M. D. from the Detroit College of Medicine in 1892. In 1891-2 he was student interne in St. Mary's Hospital. In the Detroit College of Medicine he has served successively as assistant demonstrator of anatomy, demonstrator of operative surgery, professor of operative surgery and professor of general surgery. For twenty years he was registrar. Following the death of Dr. Henry O. Walker, he was elected secretary, treasurer and purveyor of the College. He is attending surgeon to St. Mary's and Providence Hospitals. He is professor of surgery in the Detroit Post Graduate School of Medicine. He was editor Physician and Surgeon of Ann Arbor, 1889-03. Member Wayne County Medical, Michigan Medical, Tri-State, Mississippi Medical and American Medical Associations.





Delos L. Parker, M. D.

### Delos L. Parker, M. D.

Was born in Marine City, Mich. He was educated in the Marine City Public Schools, Ann Arbor High School. He then entered the University of Michigan, graduating Ph. B., 1881. In 1883 he graduated from the medical department of the same institution. In 1890 he did post-graduate work in New York. He practiced for a time in Marine City and then came to Detroit, where he has practiced continually ever since. He was surgeon to the Michigan Naval Brigade several years, and past assistant surgeon U. S. Navy during Spanish-American War. He is professor of materia medica and therapeutics and clinical professor of medicine at the Detroit College of Medicine; member of the Wayne County and Michigan State Medical Societies, American Medical Association and fellow of the Detroit Academy of Medicine.



James E. Davis, M. D.

### James E. Davis, M. D.

PROFESSOR OF PHYSIOLOGY AND INSTRUCTOR IN GASTRO-  
ENTEROLOGY

Was born near Woodstock, Ontario, in 1870. He was educated at Oxford public schools and the Woodstock Collegiate Institute. He next studied and practiced pharmacy for four years in Ontario, Manitoba and Michigan. He was registered a pharmacist by the Michigan Board in 1895. He next took one year of literary post-graduate work in the Chicago Seminar of Science, then entered and graduated from the Detroit College of Medicine in 1896. Since this time he has done post-graduate work in Chicago and at the University of Michigan in clinical microscopy, medical gynecology and surgery. His teaching career began in the Detroit College of Medicine in the dental department as a lecturer on materia medica and therapeutics, and later taught the same subject in the medical department until transferred to the department of physiology. He was made professor of physiology at the beginning of the 1912-13 term. Was for several years editor of the *Leucocyte* and one year as president of the alumni association. Dr. Davis is now the youngest member upon the active faculty staff.



*Guy Kiefer*

### Guy Lincoln Kiefer, M. D.

Was born in Detroit, April 25, 1847. He attended the public and high schools of his native city and later entered the literary department of the University of Michigan, from which he was graduated with the degree of A. B. in 1887. He then entered the medical department and was graduated M. D. therefrom in 1891. He also received his A. M. degree from the University that year and in June, 1911, the University conferred upon him the degree of D. P. H. (Doctor Public Health).

In 1901 he was chosen Health Officer of the City of Detroit, which position he has held continuously up to the present time. He is adjunct professor of hygiene and infectious diseases at the Detroit College of Medicine, attending physician to Harper Hospital and the Herman Kiefer Municipal Hospital. He is also attending physician for contagious diseases to the Children's Free Hospital and Woman's Hospital and Infants' Home. Dr. Kiefer is a member of the American Medical Association, of which he is chairman of the Section of Preventative Medicine and Public Health, of the Michigan State Medical Society, member and ex-president of the Wayne County Medical Society and of the American Academy of Medicine, also the American Public Health Association.



Edward J. Snyder, M. D.



George Edwin McKean, M. D.

### Edward J. Snyder, M. D.

Born at Fort Worth, Texas, 1885. He was educated at Brownwood high school and Smith Western University, Georgetown, Texas. He graduated from the medical department of the Ft. Worth University in 1907, and was resident physician at St. Joseph's Hospital for one year. He is associate professor of histology and pathology.

### George Edwin McKean, M. D.

CLINICAL PROFESSOR IN MEDICINE

Was born in Mt. Hope, Ohio, February 21, 1868. He attended the public schools at Mt. Hope and the Mt. Union College, and in 1886 graduated from the Normal University at Ada, Ohio. He then entered the medical department of the University of Michigan and received his M. D. in 1894. He did post-graduate work in Chicago, New York, London and Edinburgh. In 1894 he began practicing in Granger, Ohio, but moved to Detroit in 1897.

Dr. McKean is a member of the American Medical Association, Michigan State and Wayne County Medical Societies, the Mississippi Valley Medical Association and the Detroit Medical Club.





Gustave Kempf, M. D.



Garner M. Byington, M. D.



George Charles Chene, M. D.



John F. Dunnwoody, M. D.



Ledru O. Geib, M. D.

### Gustave Kempf, M. D.

Was born Oct. 29, 1872, in Gengenbach, Grand Duchy Baden. Educated in public schools and gymnasium in Germany. He graduated from the Detroit College of Medicine in 1895, and has been teaching chemistry in that institution for some time. He is a member of the various medical societies.

### Garner M. Byington, M. D.

Born at Kalamazoo, Mich., and educated in that town. He received his degree from the Detroit College of Medicine in 1911. Three months of P. G. work in pathology and autopsy at University of Michigan. He holds the position of adjunct professor of bacteriology. Resident pathologist and assistant in medicine in St. Mary's Hospital for one year.

### George Charles Chene, M. D.

Born at Windsor, Ontario, Nov. 22, 1882. Graduated Windsor Collegiate Institute, matriculated University of Toronto, 1900. Graduated Detroit College of Medicine, 1905. Chief of house staff St. Mary's Hospital, Detroit, 1905-07. Clinical assistant to chair of roentgenology, D. C. of M. Roentgenologist St. Mary's and Providence Hospitals, Detroit, and Hotel Dieu Hospital, Windsor. Member American Roentgen Ray Society and Detroit Medical Club.

### John F. Dunnwoody, M. D.

Was born at Bothwell, Ontario, where he was educated. He also attended the Detroit College in Detroit, Mich. Entered the Detroit College of Medicine 1907, and was graduated M. D. 1911. Interne and later chief of house staff at St. Mary's Hospital. Was appointed associate professor of anatomy at the Detroit College of Medicine Sept. 1, 1912.

### Ledru O. Geib, M. D.

Was born at Cambridge, Wis., in 1882. Graduated from Groton High School, South Dakota, 1900; from Macalesters Classical Academy, St. Paul, Minn., 1901, and received his A. B. degree from Macalesters College, St. Paul, in 1905. Dr. Geib has taught school more or less since this time, being principal of several schools during the years 1905-08. He was graduated M. D. from the Detroit College of Medicine, 1912, and is now associate professor of physiology.



John Lee, M. D.



Charles W. Hitchcock, M. D.



Henry Rockwell Varney, M. D.



Wm. E. Keane, A. M., M. D.



Charles D. Aaron, Sc. D., M. D.

### John Lee, M. D.

Born in Detroit, 1869, and educated in the public schools. Graduated from the Detroit College of Medicine in 1890. Interne Harper Hospital for one year. Visiting house physician to House of Providence and St. Mary's Hospital. Chair of electro-therapeutics and assistant to chair of medicine at the D. C. of M. Member of the Wayne County Medical Association, State Medical Association and American Medical Association.

### Charles W. Hitchcock, M. D.

Was born at Kalamazoo, July 26, 1858; educated at Kalamazoo; received degree M. A. University of Michigan, 1880; received degree M. D. Detroit College of Medicine, 1885; assistant physician to Eastern Michigan Asylum, 1885-86. Post-graduate work at New York City 1886-87. Then located in Detroit, where he has practiced since. He has taken post-graduate courses at sundry times at New York, London, Paris, Munich. He is professor of nervous and mental diseases and clinical professor of neurology.

### Henry Rockwell Varney, M. D.

Was born at Dunham's Basin, N. Y., 1870. He graduated from Sandy Hill High School, N. Y., and from the medical department of the University of Vermont, 1893. In 1897-98 he took post-graduate work at New York Post-graduate School and New York Polyclinic. In 1904 he did post-graduate work in London General Hospital, Westminster and St. Thomas Hospitals, London, England, and special laboratory work under Sir A. E. Wright of London in 1907. He was city physician of Detroit from 1897-1902, and director of the Harper Hospital Polyclinic from 1894-97. At present he is instructor in dermatology and clinical professor of dermatology at the Detroit College of Medicine, dermatologist to Harper Hospital, State Reform School. Member of the various local and national medical associations. Dr. Varney is an author of note, and has written articles on many subjects.

### Wm. E. Keane, A. M., M. D.

Graduated Detroit University 1898; graduated Detroit College of Medicine 1902. Instructor in minor surgery, clinical instructor in genito-urinary diseases, Detroit Medical College; junior urologist St. Mary's Hospital; genito-urinary surgeon Providence Hospital.

### Charles D. Aaron, Sc. D., M. D.

CLINICAL PROFESSOR OF GASTRO-ENTEROLOGY AND ADJUNCT PROFESSOR OF DIETETICS IN THE DETROIT COLLEGE OF MEDICINE.



John Norvall Bell, M. D.



Burt Russel Shurly, M. D.



R. E. Mercer, M. D.



Guy H. McFall, M. D.



I. L. Polozker, M. D.

### John Norvall Bell, M. D.

Was born at Glenallan, Ontario, Sept. 14, 1865. He was educated in the public schools in Canada; graduate of Ontario College of Pharmacy, 1884; graduate of Detroit College of Medicine 1892. Was prosector, assistant demonstrator and lecturer on anatomy; lecturer on obstetrics and gynecology; was next adjunct professor of obstetrics and gynecology and clinical professor of gynecology, which position he now holds. He is gynecologist to Harper Hospital, which position he has held for 15 years. He is also consulting obstetrician to Woman's Hospital, fellow American Association of Obstetricians and Gynecologists. Member Wayne County, Michigan State and American Medical Associations.

### Burt Russel Shurly, M. D.

Was born in Chicago, July 4, 1871; was educated at the public schools, Northwestern Military Academy, University of Wisconsin, graduating B. S. in 1893, and from the Detroit College of Medicine, degree of M. D. in 1895. He then took up post-graduate work in Vienna, and has practiced in Detroit since 1895. He is adjunct professor of laryngology at the Detroit College of Medicine, laryngologist to Harper Hospital, Children's Free Hospital and Woman's Hospital. He is secretary of Detroit Post-graduate School of Medicine, acting assistant surgeon U. S. Army and U. S. Navy, Spanish-American War; past assistant surgeon Michigan Naval Brigade. Dr. Shurly is a member of the various local and national medical societies, and it is to him that we are indebted for suggesting this Annual.

### R. E. Mercer, M. D.

ADJUNCT PROFESSOR OF PHYSICAL DIAGNOSIS

Was born in Pickering, Yorkshire, England, Jan. 11, 1874. Received his primary education at Sales Grammar School and Ilkley High School. Received certificate as registered pharmacist, Mich., 1892. Was graduated M. D., Detroit College of Medicine, 1897. Post-graduate work in London, England. Was assistant laryngologist at St. Mary's Hospital for twelve years. Dr. Mercer is a member of the various medical organizations as well as of the Detroit Otolaryngeal and the Detroit Medical Clubs.

### Guy H. McFall, M. D.

Born in Sandusky, O. Educated in the public schools of that place. Completed education at old Cass High School and Detroit Church Academy. Graduated from D. C. of M., 1889. Took post-graduate work in London, England, in the Hospital for Sick Children, Grand Orman St., Golden Square and East End London Hospitals. Assistant to Dr. Luc, of Paris, for two years. Assistant to Dr. Myles, of New York Polyclinic. Appointed as lecturer at the D. C. of M. in 1903. Other appointments are junior laryngologist to Harper Hospital, laryngologist to Children's Free Hospital, attending physician to the City Tubercular Hospital.

### I. L. Polozker, M. D.

Was born in Russia in 1873. His literary education was received in Russia. He graduated from the Detroit College of Medicine in 1897, and has been engaged in teaching at that institution since that time. He has taught successively physiology, physiological laboratory, post-mortems and children's diseases. He served six terms as Wayne County physician, resigning this position in 1906. Dr. Polozker has done post-graduate work in Vienna with Professors Monti and Esserich. He is a member of the Wayne County Medical Society, State Medical Society, Detroit Medical Club, American Teachers of Diseases of Children, American Medical Association, and a member of the Board of Commerce.





Frank T. F. Stephenson, Ph. G., M. D.



Henry W. Yates, M. D.



Nathan Jenks, M. D.



Alexander W. Blain, M. D.



Thomas Sage, Ph. G., M. D.

### Frank T. F. Stephenson, Ph. G., M. D.

Was born near Burlington, N. J., Nov. 20, 1874. After graduating from high school he attended the M. A. C. as special student in science 1891-92; Ph. G. pharmacy department Detroit College of Medicine 1900; M. D. medical department Detroit College of Medicine 1901. Between the years 1892-97 Dr. Stephenson was teaching school and chasing up Indians for the Carlisle School. He began his practice of medicine in Detroit 1901, and devotes considerable of his time to research and expert chemical work. He is adjunct professor of organic and inorganic chemistry at the Detroit College of Medicine, and also a member of the various local and national medical societies.

### Henry W. Yates, M. D.

Was born in Oxford Township, Kent County, Ontario, Feb. 24, 1867. He was graduated from the local public and high schools and received his degree of M. D. from the Detroit College of Medicine 1894. He was house surgeon at St. Mary's hospital 1894-95, and took post-graduate work in Vienna, Austria, 1908. He is adjunct professor of obstetrics at the Detroit College of Medicine, gynecologist to Providence Hospital, and visiting surgeon to St. Mary's Hospital. Dr. Yates is a member of the various medical organizations.

### Nathan Jenks, M. D.

Was born at Detroit, 1872. He received his primary education in the public and high schools of his native city and received a degree of B. S. Dartmouth, 1896. He then became a student in the medical department of the Cornell University, and in 1899 received the degree M. D. During the years 1899-1900 Dr. Jenks served as a member of the house staff of Bellevue Hospital, New York City. He is adjunct professor of obstetrics and clinical midwifery at the Detroit College of Medicine, obstetrician to Woman's Hospital and to House of Providence. He is also a member of the various medical societies.

### Alexander W. Blain, M. D.

Was born in Detroit, Mich., and received his education in the same place. He entered the Detroit College of Medicine in 1902, and was graduated M. D. with the class of 1906, being associated with the late Dr. H. O. Walker and with Dr. F. B. Walker. Upon leaving college he was made resident surgeon to Harper Hospital, and later chief of resident staff. He next visited the majority of the large cities of the U. S., studying the health problems and attending the larger surgical clinics. The summer of 1910 he spent in Europe at the surgical clinics in England, Scotland, France, Germany, Switzerland and Austria. Dr. Blain is lecturer in pathology at the Detroit College of Medicine and attending surgeon to Harper Hospital. He is also an ardent ornithologist and has done such good work along this line that he was elected a member of the Royal Society of Arts, London, also a fellow of the American Association for the Advancement of Science.

### Thomas Sage, Ph. G., M. D.

Is a graduate of Philadelphia College of Pharmacy, class 1894, and later graduated M. D. from the College of Physicians and Surgeons, Baltimore. Received appointment at Soldiers and Sailors Hospital, and was stationed at New York. Later house surgeon at Haskin's Hospital at Wheeling, W. Va. Dr. Sage teaches pharmacology at the Detroit College of Medicine.





F. N. Blanchard, M. D.



Gilbert J. Anderson, M. D.



W. J. Wilson, Jr., M. D.



Edward H. Hayward, F. C. S., M. D.



Louis J. Hirschman, M. D.

### F. N. Blanchard, M. D.

Born in Ottawa, Canada, 1878. Was educated in the public schools of Windsor. Graduated from the D. C. of M. 1903 and took an internship at Harper Hospital; visiting physician to St. Mary's and Harper Hospitals; lecturer on anatomy and director of the anatomical laboratory.

### Gilbert J. Anderson, M. D.

Was born in Detroit July 31, 1877. He received his preliminary education in Detroit, and was graduated from the Detroit College of Medicine in 1900. He was interne at Harper Hospital, and is now a member of its polyclinic staff. He is lecturer of physiology at the Detroit College of Medicine and clinical assistant to the chair of medicine. He is a member of the various local and national medical associations, and was president of the Alumni Association, 1911.

### W. J. Wilson, Jr., M. D.

Son of an alumnus of the Detroit College of Medicine, was born in Detroit, Feb. 6, 1876. Was graduated with honors from the public and high schools of this city and was graduated from the Detroit College of Medicine in 1897, being during his senior year an externe at Harper Hospital, and the year following graduation an interne at the same institution. Appointed in 1902 to lecture pharmacology at the Detroit College of Medicine, he has held the same position since. Dr. Wilson has studied diseases of the heart and blood vessels under D. Cabot, and is also interested in the betterment of the pharmacopoeia.

### Edward H. Hayward, F. C. S., M. D.

Dr. Hayward is a graduate of the Detroit College of Medicine, class of 1904. He received appointment of pathologist to St. Mary's Hospital, 1905; bacteriologist and chemist to board of health 1904 up to date. Lecturer bacteriology at Detroit College of Medicine 1904 up to date. Dr. Hayward is a member of the various medical societies.

### Louis J. Hirschman, M. D.

CLINICAL PROFESSOR OF PROCTOLOGY AND LECTURER ON  
RECTAL SURGERY

Graduated Detroit College of Medicine, 1899. Has been president of the Detroit College of Medicine Alumni Association; chairman Surgical Sections of Wayne County and Michigan State Medical Societies; president Detroit Medical Club; editor Harper Hospital Bulletin, etc., etc. At present is president of the American Proctologic Society; vice-president Wayne County Medical Society; delegate from Michigan to House of Delegates of the American Medical Association; first lieutenant United States Army Medical Reserve Corps; attending proctologist to Harper and Providence Hospitals and U. J. C. Dispensary. Author of "Handbook of Diseases of the Rectum."



Theodore A. McGraw, Jr., M. D.



C. Hollister Judd, M. D.



Clark D. Brooks, M. D.



J. H. Dempster, M. D.



Joseph H. Andries, M. D.

### Theodore A. McGraw, Jr., M. D.

Was born in Detroit on June 21, 1875. He prepared for college at St. Paul's School, Concord, N. H. (1891-94). Graduated from Yale University in 1898, receiving the degree of A. B. Same year entered College of Physicians and Surgeons in New York, the medical department of Columbia University, was graduated in 1902, receiving the degree of M. D. Spent two and a half years as interne in St. Luke's Hospital, New York City. Spent some months in Europe in 1905, 1907 and 1908. From 1905-10 was visiting gynecologist to St. Mary's Hospital, Detroit, and clinical professor of gynecology in the Detroit College of Medicine. Since then has been visiting physician and lecturer and clinical professor of medicine in the same institutions.

### C. Hollister Judd, M. D.

Graduated from the University of Pa., M. D., 1897. Taught physiology there for three years as assistant to Prof. B. C. Hirst. He was gynecologist and obstetrician to House of Du Laun Home, and consultant obstetrician to South Eastern U. of P. Dispensary. Dr. Judd is instructor of embryology in the Detroit College of Medicine, and is a member of the various local and national medical associations.

### Clark D. Brooks, M. D.

Was born in Southfield, Mich. Graduated from the public and high schools of his city and from the Detroit College of Medicine in 1905. While in college he was student assistant in chemical, histological and pathological laboratories, and student interne at St. Luke's Hospital 1904-05. He was interne at Harper Hospital for one year and senior house surgeon the following. After leaving the hospital he became associated with Dr. McLean. Appointed junior attending surgeon to Harper Hospital in 1910, and to Children's Free Hospital in 1911. He has been assistant demonstrator in anatomy for the last three years at Detroit College of Medicine. Member of the various medical societies, and lieutenant in reserve corps of U. S. A.

### J. H. Dempster, M. D.

Was born in Elgin County, Ontario. Educated at the public and high schools of Ridgeway, Ontario, and later taught school for a number of years. He was graduated A. B. from Fellow's University, Kingston, in 1899. Entered upon newspaper work and was resident correspondent in the Canadian House of Commons. Entered upon the study of medicine and was graduated from the Detroit College of Medicine, 1909. Was for one year editor of the Leucocyte, and for three years editor of the Detroit Medical Journal. Dr. Dempster is a very literary man, and teaches physiology in the Detroit College of Medicine.

### Joseph H. Andries, M. D.

Born in Milwaukee, Wis., April 7, 1874. Attended St. Joseph's parochial school from the age of 6 to 13. Took classical course for six years, of which four years were spent at Canisius College, Buffalo, N. Y., and remaining two years at Detroit College, Detroit, Mich. Began study of medicine in Munich, Germany, one semester. Continued medical studies in Berlin at the Royal Frederick William University until August 7, 1897, receiving the degree of Doctor of Medicine and Surgery. Spent two years at the "Krankenhaus Moabit," Berlin, as interne. Took post-graduate courses in Berlin and Munich, Germany; Vienna, Austria, and Rome, Italy. Appointed surgeon to St. Mary's Hospital, Detroit, May 8, 1913. Member of Wayne Co. Medical Society and American Medical Association. Professor of surgery, Detroit College of Medicine.



Raymond C. Andries, M. D.



Gilbert S. Field, M. D.



William J. Stapleton, Jr., M. D.



George O. Pratt, M. D.



Daniel McFayden, M. D.

### Raymond C. Andries, M. D.

Was born in Detroit, Mich., July 12, 1883. After attending the St. Joseph parochial school he entered University of Detroit and received the degree A. B. therefrom 1903. In 1907 he received the degree M. D. from the Detroit College of Medicine. During his senior year he was externe at St. Mary's Hospital, and interne at the same hospital the following two years. In 1909 he became the assistant of Dr. Angus McLean, with whom he is still associated. Dr. Andries is clinical instructor in surgery and assistant demonstrator in anatomy at the Detroit College of Medicine, and a member of the various local and national medical societies.

### Gilbert S. Field, M. D.

Was born at Woodstock, Ontario. He received his education in the Woodstock public schools and the Collegiate Institute. Graduated from the Detroit College of Medicine in 1894 with the degree of M. D. He took post-graduate work in London, England, in 1906, specializing in diseases of the stomach. He is adjunct professor of anatomy at the Detroit College of Medicine, and is connected with a large number of fraternal and medical societies. He was also one of the champion athletes of Canada for years.

### William J. Stapleton, Jr., M. D.

Was born at Detroit, Dec. 25, 1876, received his education in the public and high schools of his city and graduated M. D. from the Michigan College of Medicine, 1900; Ph. G. Detroit College of Medicine, 1902; LL. B. Detroit College of Law, 1907. Lecturer medical jurisprudence at Detroit College of Medicine; county physician, 1907-09. He is also a member of the various local and national medical associations, and is affiliated with a number of insurance companies.

### George O. Pratt, M. D.

Was born at Pontiac, July 12, 1866. Received education in public and high schools, and then went into the drug business. He entered the Detroit College of Medicine and graduated therefrom in 1905. He is now instructor in experimental pharmacology at that institution, and is a member of the Wayne County Medical, Michigan State Medical and the American Medical Associations, as well as many others.

### Daniel McFayden, M. D.

Was born in Scotland and educated in the public and high schools of Walkerton, Ontario, and the Toronto University. Was honor student at Toronto Normal School and taught school for a number of years following. He was graduated M. D. Detroit College of Medicine, 1904, and has practiced in Bay City and Detroit. He is clinical assistant to the chair of medicine at the Detroit College of Medicine.



H. W. Longyear, M. D.



E. W. Haas, M. D.



Alpheus F. Jennings, M. D.



W. J. Seymour, M. D.



L. Breisacher, M. D.

**H. W. LONGYEAR, M. D.**

Was born at Lansing, Mich.; educated at public and high schools of his city, University of Michigan, Columbia University, and College of Physicians and Surgeons, N. Y. City. Degree M. D., 1875. Post-graduate studies, Berlin and Vienna. In practice Detroit since 1875. Dr. Longyear is clinical professor of gynecology in the Detroit College of Medicine, visiting physician to Woman's Hospital, gynecologist to Harper Hospital, and a member of the various local and national medical societies.

**E. W. HAAS, M. D.**

CLINICAL PROFESSOR OF MEDICINE

**ALPHEUS F. JENNINGS, M. D.**

CLINICAL ASSISTANT TO CHAIR OF MEDICINE

**W. J. SEYMOUR, M. D.**

LECTURER ON SURGERY AND DIRECTOR OF THE SURGICAL LABORATORY

**L. BREISACHER, M. D.**

Born Detroit; educated public and preparatory schools, University of Pennsylvania and University of Berlin, Germany, medical and philosophical departments, graduating 1892. He is clinical professor of gastro-enterology Detroit College of Medicine, consulting physician Harper Hospital. Held full professorship, University of Pa. two years (physiology). He is a member of the various medical and scientific associations.





Miss Frankie Hazel Hoisington

## Adjunct Faculty Roll

### J. A. McMILLAN, M. D.

Was born at Strath, Ontario, Canada, April 15, 1863. Graduated Toronto University A. B., 1887, and degree M. D. 1893. He took post-graduate work in hospitals in London, England, and began to practice medicine in Detroit, 1893. He is adjunct professor of materia medica and clinical proctologist to Harper Hospital. Dr. McMillan is a member of the various local and national medical societies.

### W. G. HUTCHINSON, M. D.

Was born Detroit, June 23, 1876; educated in Detroit schools and received degree M. D. Detroit College of Medicine 1897. After graduation he served as interne at Harper Hospital, Children's Free Hospital and as assistant physician to Eastern Michigan Asylum. He is adjunct professor anatomy and clinical professor of surgery at the Detroit College of Medicine, and is a member of the various medical societies.

### R. W. GILMAN, M. D.

Was born Nov. 2, 1865; educated in public schools, Detroit College of Medicine M. D. 1899. Post-graduate study four years in London, Paris, Vienna and Berlin. While abroad was appointed to British Ophthalmic Hospital, Jerusalem, Palestine, where he continued from 1889-92. Has practiced in Detroit since that time. He is clinical professor of ophthalmology and otology at the Detroit College of Medicine.

### M. BRADY, M. D.

Born St. Thomas, Ontario, 1856; educated public schools and collegiate institutes at St. Thomas and Hamilton, Ontario. University of Michigan one year, Bellevue Medical College, N. Y., two years, graduating M. D. 1883. Has practiced in Detroit since 1883. He is clinical professor of gynecology at the Detroit College of Medicine. Member of the various medical societies.

### MAX BALLIN, M. D.

Born in Nordhausen, Germany, Aug. 13, 1869; educated at Gymnasium of Nordhausen and at Universities of Freiburg, Munich and Berlin; graduate University of Berlin, M. D., 1892. Began practice in Berlin, Germany, 1892; came to America, 1896. Has practiced in Detroit since 1901. Clinical professor of diseases of thyroid gland and surgery of nervous system. Consulting surgeon to Harper Hospital and member of the various medical societies.

### JOSEPH SILL, M. D.

Born in Detroit, Sept. 5, 1875; educated public schools Detroit, Ypsilanti Normal School A. B., University of Michigan, 1897, medical department same place M. D. 1899. In practice, Detroit, 1899-1902. Superintendent Detroit Clinical Laboratory and lecturer on pathology at Detroit College of Medicine.

**HUGO FREUND, M. D.**

Clinical professor of medicine. Dr. Freund is always in the fore in 'all new medical discoveries and is always ready to try any new plausible remedy which will advance science.

**ROLLAND PARMETER, M. D.**

CLINICAL PROFESSOR OF SURGERY

**GEORGE E. POTTER**

CLINICAL PROFESSOR OF UROLOGY

**W. A. REPP, M. D.**

CLINICAL PROFESSOR OF GYNECOLOGY

**R. CONNOR, M. D.**

CLINICAL PROFESSOR OPHTHALMOLOGY AND OTOTOLOGY

**J. K. GAILEY, M. D.**

CLINICAL PROFESSOR OF SURGERY

**EDWARD W. MOONEY, M. D.**

INSTRUCTOR IN MEDICINE AND CLINICAL ASSISTANT TO THE  
CHAIR OF MEDICINE

Dr. Mooney is one of the kind of teachers who are remembered long after he has left us. With a quip and a pun on everything and with his ready wit he makes the subject of medicine have real charms.

**V. C. VAUGHAN, JR.**

INSTRUCTOR IN MEDICINE AND CLINICAL PROFESSOR OF MEDICINE

**J. E. KING, M. D.**

INSTRUCTOR IN HISTOLOGY

**R. C. JAMIESON, M. D.**

Born Sept. 18, 1881. Graduate Detroit College of Medicine, 1903. Interne at Harper Hospital, 1902-04. Post-graduate work in Vienna, 1905-06. Specialty: Dermatology.

**GUY L. CONNOR, M. D.**

Born Detroit, 1874. Educated in Williams College, A. B. 1897; Johns Hopkins University, 1901, M. D. Instructor and clinical professor of neurology. Neurologist Children's Free and St. Mary's Hospitals.

**JOHN C. DODDS, M. D.**

Clinical assistant to chair of genito-urinary diseases. Born Detroit, 1880. Detroit College of Medicine M.D., 1903. Interne Harper Hospital, 1903-04. Member of the various medical associations.

**GEORGE B. LOWRIE, M. D.**

Born 1874. Educated Detroit Schools, University of Michigan, B. S. 1898, Detroit College of Medicine, M. D. 1900. Interne Harper Hospital 1900-01. Junior urologist Harper Hospital.

**FRANCIS DUFFIELD, M. D.**

Harvard College, A. B., 1896. College Physicians and Surgeons, M. D., 1900. Externe Bellevue Hospital, 1900-01.

**W. E. BLODGETT, M. D.**

Born in Massachusetts, 1874. Harvard College, A. B., 1896; Harvard Medical College, M. D., 1900. Interne at Boston Children's Hospital. Interested in orthopedics. Clinical assistant to chair of orthopedic surgery.

**THOMAS F. BRADY, M. D.**

Assumption College at Sandwich, Ontario, for seven years. Detroit College of Medicine, M. D., 1903. Post-graduate work at Vienna, Austria, and Berlin, Germany. Clinical assistant to the chair of ophthalmology and otology.

**GEORGE SUTTIE, M. D.**

Born Edinburgh, Scotland, 1852. Educated at Moray Normal School, Edinburgh, and spent two years at the University of Edinburgh. Taught for seven years, and received the degree Ph. C., University of Toronto. Following this he did scientific work for Parke, Davis & Co., and also attended the Detroit College of Medicine, graduating M. D., 1893. Post-graduate work, University of Edinburgh. Clinical assistant to chair of ophthalmology and otology.

**E. B. FORBES, M. D.**

INSTRUCTOR IN POST-MORTEM EXAMINATIONS

**J. W. SCHUREMAN, M. D.**

INSTRUCTOR IN PHYSIOLOGY

**A. D. LA FERTE, M. D.**

INSTRUCTOR AND CLINICAL ASSISTANT IN ORTHOPEDIC SURGERY

**P. C. McEWEN, M. D.**

CLINICAL ASSISTANT TO CHAIR OF GYNECOLOGY

**W. D. FORD, M. D.**

CLINICAL ASSISTANT TO CHAIR OF DISEASES OF CHILDREN

**JAMES E. CASEY, M. D.**

CLINICAL ASSISTANT TO CHAIR OF LARYNGOLOGY AND PHYSICAL DIAGNOSIS

F. G. BUESSER, M. D.  
CLINICAL ASSISTANT TO CHAIR OF MEDICINE

W. C. LAWRENCE, M. D.  
CLINICAL ASSISTANT TO CHAIR OF NERVOUS DISEASES

L. L. ZIMMER, M. D.  
CLINICAL ASSISTANT TO CHAIR OF GYNECOLOGY

O. ARNDT, M. D.  
DIRECTOR OF CLINIC AT ST. MARY'S HOSPITAL FREE DISPENSARY

T. J. DOWLING, M. D.  
LABORATORY ASSISTANT TO CHAIR OF PHYSIOLOGY

A. E. BERNSTEIN, M. D.  
CLINICAL ASSISTANT TO CHAIR OF MEDICINE

C. BRADFORD LUNDY, M. D.  
ASSISTANT TO CHAIR OF OPHTHALMOLOGY

R. G. SHAW, M. D.  
CLINICAL ASSISTANT TO CHAIR OF LARYNGOLOGY AND PHYSICAL DIAGNOSIS

E. H. SICHLER, M. D.  
CLINICAL ASSISTANT TO CHAIR OF MEDICINE

C. H. STILES, M. D.  
CLINICAL ASSISTANT TO CHAIR OF MEDICINE

N. L. HOSKINS, M. D.  
CLINICAL ASSISTANT TO CHAIR OF MEDICINE

D. A. CAMPBELL, M. D.  
CLINICAL ASSISTANT TO CHAIR OF LARYNGOLOGY

H. L. BEGLE, M. D.  
CLINICAL ASSISTANT TO CHAIR OF OPHTHALMOLOGY AND OTOTOLOGY

P. E. MOODY, M. D.  
CLINICAL ASSISTANT TO CHAIR OF GENITO-URINARY DISEASES

R. L. CLARK, M. D.  
CLINICAL ASSISTANT TO CHAIR OF MENTAL AND NERVOUS DISEASES

R. S. TAYLOR, M. D.  
CLINICAL ASSISTANT TO CHAIR OF DERMATOLOGY

J. W. McEWAN, M. D.  
CLINICAL ASSISTANT TO CHAIR OF DISEASES OF CHILDREN

FRED H. NEWBERRY, M. D.  
ASSISTANT DEMONSTRATOR OF ANATOMY

FREDERICK B. BURKE, M. D.  
LABORATORY ASSISTANT IN CHEMISTRY

R. A. C. WOLLENBERG, M. D.  
CLINICAL ASSISTANT TO CHAIR OF DERMATOLOGY

J. H. POLOZKER, M. D.  
CLINICAL ASSISTANT TO THE CHAIR OF DISEASES OF CHILDREN, AND LABORATORY  
ASSISTANT IN PHYSIOLOGY

E. J. AGNELLY, M. D.  
CLINICAL ASSISTANT TO THE CHAIR OF MEDICINE

B. R. SUMNER, M. D.  
LABORATORY ASSISTANT IN PHYSIOLOGY

S. F. HAVERSTOCK, M. D.  
LABORATORY ASSISTANT IN PHYSIOLOGY

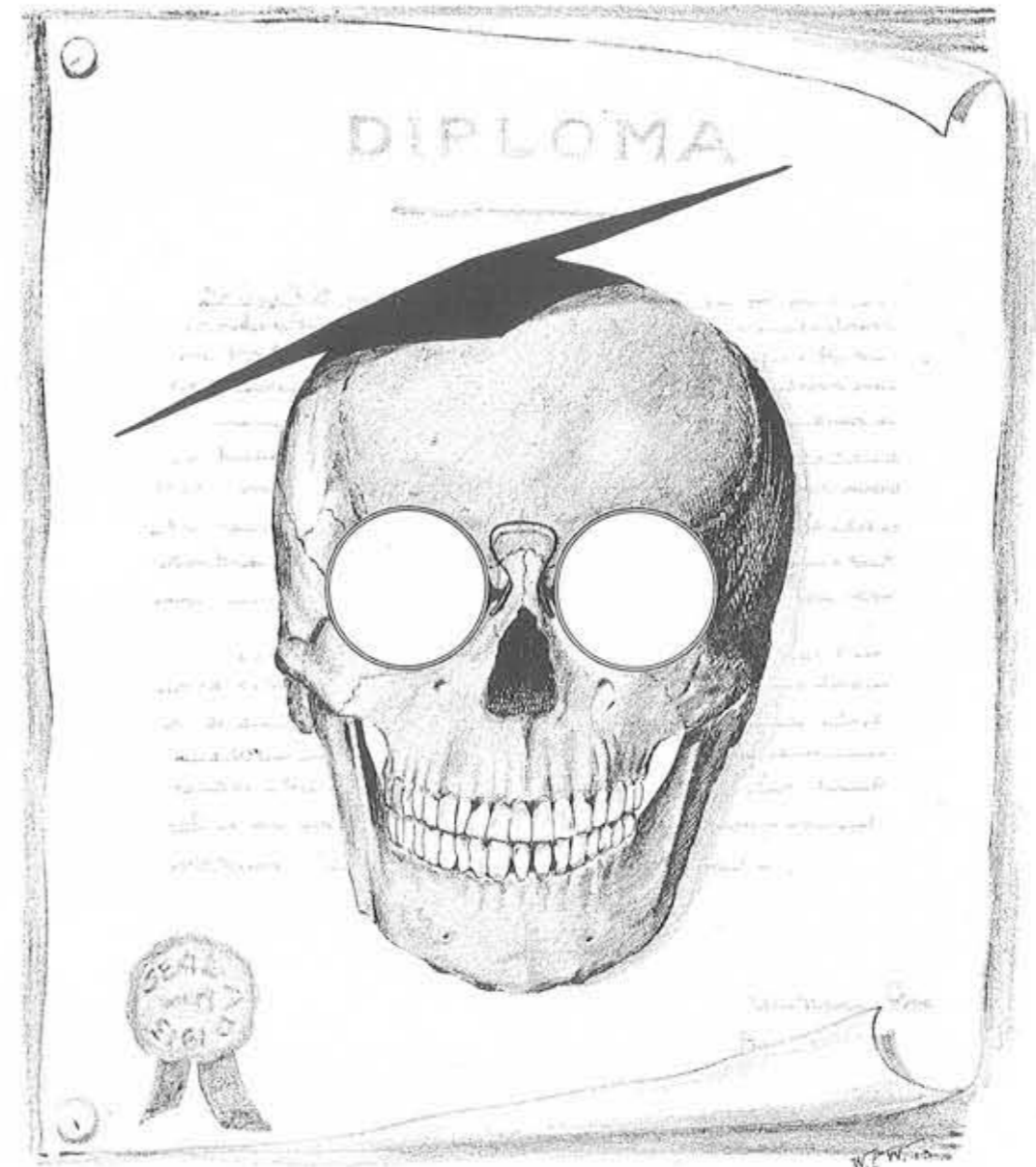
E. L. ROBINSON, M. D.  
LABORATORY ASSISTANT IN PHYSIOLOGY

R. C. HULL, M. D.  
ASSISTANT IN PHYSIOLOGICAL LABORATORY

EUGENE SMITH, JR., M. D.  
CLINICAL ASSISTANT TO CHAIR OF OPHTHALMOLOGY AND OTOTOLOGY

### Don M. Campbell, M. D.

Was born at Workville, Ontario, Dec. 12, 1864. He attended the public schools and the Collegiate Institute at Windsor, Ontario. He then entered the Detroit College of Medicine, from which he was graduated M. D. in 1885. He then took post-graduate work at the University of Edinburgh, London, Dublin, New York and Chicago. Dr. Campbell has practiced in Detroit since 1887, making a specialty of eye, ear, nose and throat. He is professor of diseases of eye and ear at the Detroit College of Medicine; attending oculist and aurist to Harper Hospital. He is a member of Wayne County and Michigan Medical Societies, American Medical Association, Academy of Ophthalmology and Otology, and others of note.



## SENIOR



ROBT. AUGUSTUS ALTON—Born Oct. 30, 1890, Lansing, Mich. Graduate of Portland High School. Matriculated D. C. of M. Sept., 1909. He is a member of Phi Rho Sigma fraternity.



WM. CHARLTON EDMISON—Born Oct. 15, 1883, Roseneath, Ont. Graduate of Collegiate Institute and Ontario Junior Matriculation. Also a graduate of Royal School of Cavalry, Toronto, with field officer's certificate. First lieutenant 3d Prince of Wales Canadian Dragoons. President Epsilon Chapter Phi Rho Sigma fraternity and a member of Royal Arcanum. Matriculated D. C. of M. Sept., 1909.



ABRAHAM FELLMAN—Born July 11, 1890, Detroit, Mich. Graduate Detroit Central High School. Took post-graduate work at Ypsilanti High School. Matriculated D. C. of M. Sept., '09. Vice-president Alpha Phi Sigma fraternity. Attorney for defense '13 class.



HARRY JOHN DEFNET—Born Aug. 25, 1892, at Lincoln, Wis. Graduated from Escanaba High School, '09. Matriculated at D. C. M., Sept. '09.



CLARENCE CHARLES GMEINER—Born April 4, 1890, Detroit. Graduate of Eastern High School, '09. Member Phi Rho Sigma fraternity. Matriculated D. C. of M. Sept. 19, '09. Secretary '13 class.



DON VILLETTE HARGRAVE—Born July 10, 1884, in Ionia, Mich. Graduated from Palo High School, '01; Alma Academy, '03; Ferris Institute, '05. Has an A. B. degree from literary department U. of M., '09. Member Phi Chi Omega fraternity and the Masonic order. Matriculated D. C. of M., '11.



RAYMOND OLMSTED HATHAWAY—Born Feb. 1, 1889, Wyandotte, Mich. Graduated from Wyandotte High School. Matriculated D. C. of M. Sept., '09. Member Phi Rho Sigma fraternity. Sergeant-at-arms during sophomore year and is now vice-president of '13 class.



ALBERT EDWARD HARRIS—Born Oct. 31, 1888, at Detroit. Graduated from Eastern High School, '08. Matriculated D. C. of M. Sept., '09. Member Phi Beta Pi fraternity and Masonic order. President of class during freshman year. Received an appointment for Harper Hospital as interne.



HOWARD HAVERS—Born Nov. 27, 1890, in Court-right, Ont. Graduated from Sarnia Collegiate Institute, '07; Lambton County Model Training School, '08. Matriculated D. C. of M. Sept., '09. Member of Phi Beta Pi and Masonic order.



HAROLD LEE HURLEY—Born Sept. 11, 1890, in Hamburg, Mich. Graduated from Jackson High School. Matriculated D. C. of M. Sept., '09. Member Phi Beta Pi. Was vice-president of class during sophomore year. Received an appointment as interne in City Hospital, Jackson.





LEROY S. ISHAM—Born 1887, in Cleveland, O. Graduated from Central High School, Cleveland. Spent two years in Kenyon College and had two years of medicine at U. of M. Matriculated D. C. of M. in Sept., '11. Appointed interne at St. Alexis Hospital, Cleveland.



NATHAN JESSUP—Born in Jackson, Mich., 1887. Preliminary education in Jackson, Mich. Treasurer of class 1913. Matriculated D. C. of M. Sept., '11. Spent first two years at Chicago College of Medicine and Surgery.



HAROLD A. KIRKHAM—Born Feb. 20, 1887, in Richmond, Mich. Graduated from Richmond and Mt. Clemens High Schools. Matriculated D. C. of M. Sept., '09. Member Phi Beta Pi.



WM. YOUNG KENNEDY—Born Jan. 10, 1890, in Detroit. Educated at Ann Arbor and Detroit Western High Schools. Matriculated D. C. of M. Sept., '09. Member Phi Rho Sigma.



MAXWELL LANDO—Born May 19, 1891, Detroit. Graduated from Central High School, '09. Matriculated at D. C. of M. Sept., '09.



FREDERICK T. LAU—Born Aug. 30, 1887, in Detroit. Educated at Detroit Central High School; Millersville, Pa., State Normal College. Has B. Pd. degree. Member of Masonic order and Nu Sigma Nu fraternity. Doges Interfraternity Fraternity. Was principal of Duncannon, Pa., H. S., for two years. Was secretary of class during freshman year. Now president of class. Received an appointment as interne at Harper Hospital.



WM. LEO MAYER—Born Oct. 21, 1889, at Wellesley, Ont. Graduate University of Detroit. Has an A. B. degree. Member of Phi Beta Pi. Matriculated D. C. of M. Sept., '09. Received appointment as interne at Harper Hospital. Was treasurer of class during freshman year.



WALTER ENZEBUIS MCGUILICUDY—Born June 24, 1881, at Warwick, Ont. Received junior matriculation at at University of Toronto, 1889. Has Ph. G. degree. Matriculated D. C. of M. Sept., '09.



ALBERT MCMURDIE—Born Sept. 19, 1888, in Windsor, Ont. Graduated from Windsor Collegiate Institute. Matriculated D. C. of M. Sept., '09. Was president of class during junior year. Matriculated at University of Toronto for pharmacy and medicine. Received appointment as interne at Harper Hospital.



FREDERICK LOUIS MILLIGAN—Born May 18, 1882, in Toronto, Ont. Graduate of University of Detroit. A. B. degree. Matriculated at D. C. of M. Sept., '09. Graduate of Normal School, Detroit, St. Louis University, St. Louis. Taught in Creighton College, Omaha, St. Mary's College, St. Mary's, Kansas, and St. Ignatius College, Cleveland. Member of Phi Rho Sigma. Received appointment as interne at Harper Hospital. Valedictorian of class.



ROBT. CONRAD MOEHLIG—Born Nov. 20, 1889, in Detroit. Graduated from Eastern High School, '09. Matriculated at D. C. of M. Sept., '09. Member Phi Rho Sigma. Secretary of class during sophomore year, and now historian of class. Received appointment as interne, Harper Hospital.



DORSEY WEBSTER PATTERSON—Born March 5, 1890, in Elko, Nevada. Graduated from Elko County High School. Matriculated at D. C. of M. Sept., '11. Had first two years at U. of M. Member of Rocky Mountain Club of U. of M. Business Manager of Leucocyte for '13 class. Home in Elko, Nevada. Received an appointment as interne at Providence Hospital.



FREDERICK WM. PHILLIPS—Born Oct. 16, 1884, at Marlette, Mich. Graduated from Marlette High School. Was employed in mercantile and banking business for five years. Matriculated at D. C. of M. Sept., '09. Was business manager of Leucocyte during sophomore year, and treasurer during junior year.



GEO. WELTY RIDENOUR—Born Feb. 13, 1888, in Massillon, Ohio. Graduate of Hicksville High School. First three years at U. of M. Matriculated at D. C. of M. Sept., '11. Member of Phi Beta Pi. Interne at Detroit Sanitarium.



CLEMENT EDWIN REED—Born July 1, 1877, in Galion, Ohio. Graduate of Mount Vernon Academy, Ohio, '03; Battle Creek College, '07, and U. of M. department of homeopathic medicine and surgery, '12. Matriculated at D. C. of M. Sept. 25, '13.



PAUL RALPH SIGEL—Born March 11, 1889, Detroit. Attended German Seminary and Detroit Central High School. Matriculated at D. C. of M. Sept., '09. Member of Nu Sigma Nu. Was president of class during sophomore year. Now judge of class of '13.




CHARLES TRUMAN SPENCER—Born Sept. 14, 1887, at Belle Oak, Mich. Graduated from Williamston High School. Spent two years in literary department U. of M. Matriculated at D. C. of M. Sept., '09. Member of Phi Beta Pi fraternity.



NORMAN LEE WOODRY—Born Jan. 9, 1890, Inlay, Mich. Graduated from Pontiac High School. Matriculated at D. C. of M. Sept., '09. Member of Delta Theta and Phi Beta Pi fraternities.

FRANCIS HERBERT COONE—Born in 1881, in Manilla, Ont. Graduate of Port Perry High School. Has an M. B. degree from Toronto, '05. Matriculated D. C. of M. Sept., '13.

WALTER LETT HACKETT—Born in 1881, in Belfast, Ont. Graduated from Goderich High School and McGill University, Montreal. Has M. B.—M. C. P. S. (Ontario), 1910 degrees. Matriculated D. C. of M. Sept. '00.



Hospitals

## History of the Class of 1913

"A man ought to read just as inclination leads him, for what he reads as a task will do him little good." Not that your humble servant thinks you will obtain any good by reading this, but he hopes at least that you will not find it a task. He also apologizes for the shortcomings of this history, for you know "A note taken on the spot is worth a cartload of recollections."

On Sept. 29, 1909, there entered the college 29 meek-faced and humble freshmen, who were duly impressed with the air of mystery and dignity of the upper classmen. Besides this mental impression these humble freshmen received a decided physical impression from the newspapers and fists of the lofty sophomores. And thus under these adverse circumstances the class of 1913 began its eventful career in the study of medicine.

The very first day in the class-room, before we had an opportunity to collect our scattered wits, our freshman ignorance displayed itself. The professor of anatomy, Dr. Field, who was destined to give us many an uncomfortable hour, asked the class which sex had the longest spermatic cord. One of our number who was somewhat more composed and bolder than the rest of us ventured to say the female. The other professors, much to our joy, took pity on us and were content the first day to ask only our names. When 5 o'clock came, marking the close of the day, every one of us carried home with him a heavy heart, for every professor had impressed the fact that we had undertaken an immense task, which would require much burning of the midnight oil.

Our lectures during the first week were disturbed by the sophomores, who took great delight in giving us physiological tachycardia. They would rush against the doors of the lecture room and let forth yells that would have been a credit to Barnum & Bailey's lions. The clothes that we wore at this time would not have admitted us to a full dress ball. On Thursday morning of the following week, and well we remember it, that long-looked-for rush took place. It is no exaggeration to say that our class was outnumbered 2 to 1, since the sophomores had captured practically half of the class, and most of those had brawn and muscle. The following sentence is copyrighted by your humble servant: "Although outnumbered 2 to 1, and also knowing that sure defeat stared us in the face, nevertheless every one fought gallantly and bravely until his hot and fevered brow was cooled by the refreshing water of the fountain." And so it was, but when the two classes assembled following the rush there were as many sophomores who had received a public bath as freshmen.

The first surgical clinic witnessed by the class had the magical effect of changing our complexions from the normal reddish to the pathological anemic color, characteristic of people who are about to faint. Our skin temperature was also somewhat subnormal, and several had engagements elsewhere at the time. The anatomical laboratory also held some surprises for us. It required a great deal of nerve on our part to bring ourselves to touch those masses of inert flesh. We nerved ourselves for the ordeal by looking away from the stiff and gently placing our hand on some part of its anatomy. At this time a chilly sensation would creep up our spinal column and several looked like those "Before taking" advertisements.



After the class had been ushered into the realms and mysteries of the college, and our minds had come out of their state of chaos, things began to move swiftly. Dr. King, who made earnest endeavors to teach us histology, happened to arrive late for his lecture in the lantern room, which was then in the old building. He found to his surprise that the door of the room was locked and the class were letting forth yells that surely brought the stiffs in the basement to life. One of the members of the class, whose heart was touched by this act of cruelty to the doctor, unlocked the door. Dr. King was about to throw the slides upon the screen when he found that he could not get any results. He started upon a tour of investigation and found most of the screws unscrewed and the lantern short circuited. The lecture was abandoned, and thus we had another half-holiday. Some electricians in our class! But this was not all. We added insult to injury. Dr. King forgot his keys for the laboratory, and so he sent Lando for Edward's, who, as you know, is our janitor. Lando returned with the keys, but Dr. King never touched them, as they were thrown over the transom. Another half-holiday. And still the other classes said we persisted in bunching for the least provocation. Very unjust, as you see. As a fitting finale to our course in histology laboratory the class brought a dead dog in a bushel basket, put it on Dr. King's table, stained him with haemotoxylin, coxin, alcohol and creosote. Alcohol lamps were thrown out of the window, coat and hat racks were sent flying around the room, blotters were torn up, things were turned topsy-turvy. The laboratory looked as if it had been struck by a cyclone. Thus ended our course in histology.

There was one member of our class who tried to maintain order and dignity, but with poor success. The fates were against him. This stern-faced man was Brother Parsons, a missionary from China, and at heart a loyal Prohibitionist. His motto was "Of all vices, drinking is the most incompatible with greatness." Of course there were and still are members of this class who are just as loyal admirers of that famous German product, beer. Daily arguments would ensue between Parsons and the "Wets," who were headed by our own Paul Sigel, alias D. B. After arguing for some time, Parsons would be invited over to a nearby thirst-quenching parlor, but this invitation was always refused. Parsons did not return the second year, and when last heard of was in the front ranks of "Gen. Jones Suffragette Army." "De mortuis nil nisi bonum."

That interesting branch of science, chemistry, was taught us by Dr. Stephenson, whose efforts to pound into our cerebrums those complex equations deserve for him a Carnegie medal. Our class, however, was more interested in the marvelous products that the science of chemistry produced. Witness the following discovery: A cow was fed a bale of shavings, and when her lactiferous ducts were emptied of their contents, lo and behold, there came forth a steady stream of the finest brand wood alcohol, which complied with all the U. S. P. regulations. For the explanation as to how it was produced you are referred to Dr. Stephenson. "There is nothing so powerful as truth—and often nothing so strange."

When Dr. Anderson, our professor of physiology, had talked himself hoarse on digestion of protein, fats and carbohydrates, we comprehended why so many of us had indigestion caused by the ham sandwiches which we had eaten at the nearby Greek restaurant. And as for that star chamber with Dr. Blanchard, what horrors that chamber held for us! Shall we ever forget it? How many

sleepless nights it caused us, and how many a look into Gray's Anatomy! Visions of Dr. Blanchard holding up a dissected arm or leg haunted us much as did Banquo's ghost haunt Macbeth. While waiting our turn to confer with His Royal Highness, cold beads of perspiration trickled down our temples. And what solemn faces! Our frontal diameter was increased several inches. When each individual returned from the conference his face blanched, his lips quivered and cried feebly for water. Nevertheless we all survived. "But one more such victory over Dr. Blanchard and we are utterly undone." (With apologies to Pyrrhus, King of Epirus.)

Meanwhile the class was acquiring the enviable record of which the other classes were jealous, namely, that of being the worst class that had ever entered D. C. of M. in 15 years. The incidents that gave the class this record are too numerous for mention, but should any of the freshman professors lack a subject to speak upon, it might be well for them to relate some of these incidents. The lecture would be extremely interesting. As a grand finale to our memorable freshman year, a banquet was given by the class at the Hotel Ste. Claire. All the professors of our year were invited and several attended. It was a night of good fellowship and frivolity, in which every one joined, even our stern-faced Parsons. It must be said to his credit that the only drink he indulged in was "Aqua Pura." Several of the class were rendered "hors du combat" by the "cup that cheers." And thus ended our freshman year. "Draw the curtain, the comedy is ended."

On our return the second year could be read the look of determination which graced our noble frontal eminences. Every one made the annual resolution to study and leave behind our freshman ways. Nevertheless, for some inconceivable reason, we still carried with us that enviable record which we had attained in our freshman year. Of course, we still adhered to the old adage "A little nonsense now and then is relished by the best of men." The class had also paid a five-dollar breakage fee, and it was its duty to see that there was \$5.00 worth of breaking done. There was a self-appointed committee which looked after this end of the class affairs, and they did their work admirably. We were advised by Dr. Hickey early in the semester to eradicate from our minds the idea of becoming physicians, and to become base-ball artists instead. It seems the class had difficulty in grasping the fact that anasarca is an oedematous infiltration into the subcutaneous tissues. However we were not discouraged, for one of our members gave us new hope. After a long series of experiments he found that "606" was made up of two atoms of "303." This discovery renewed our hopes that "we could if we would." The class thanks "O. C." Edmison for this discovery. The bacteriology laboratory brings to mind several fond recollections of bacteria. It was drilled into us that "it is absolutely necessary to sterilize your agar-agar three consecutive days, gentlemen."

It should have been stated in the beginning, if we are to follow chronological order, that there was a rush between the class of 1913 and the present junior class. Of course to them we were the bully sophomores. The freshman class was beaten badly in this rush, and several were hurt, so that the faculty would not permit a repetition of the orgy the following year, but allowed them to have a tug of war.

A unique experience occurred when Edmison hit Dr. Blanchard with a sponge which was used to clean up the dissecting tables. Another apology for which the

class was getting famous was made. At the close of the sophomore year it was the duty of the class to take the first two years of the State Board examination. It was also the duty of the class to maintain the fine record the preceding classes had made for the D. C. of M. The other classes were dubious as to our ability to pass the examination. It was up to the class of 1913 to show them and the faculty that they had some knowledge of medicine, and that their efforts had not been in vain. Although quite confident of the outcome, nevertheless while waiting for the reports, we repeated, "How long are you going to abuse our patience, Dr. Harrison?" When the reports of the examination were made known it was found that every member of the class had passed with flying colors. The class of 1913 is justly proud of that record. And thus we set the minds of the faculty at rest, showing them that "There is hope" (apologies to Dr. Munyon). The unexpected sometimes does happen, you see.

At last we were arriving at the home stretch. Juniors, we were, with the privilege of coaxing forth a growth upon our upper lips. We were reinforced by five new members, five from the U. of M., namely: "Bougie" Ridenour, "Nevada" Patterson, "Bessie" Hargraves, "Breezy" Isham, and "Ladies' Man" Jessup, who hailed from the Chicago Coll. of Medicine and Surgery. These noble-minded gentlemen realized immediately that they had entered one of the best colleges in the U. S. A. They also realized that they had entered the best class that ever held sway in D. C. of M. The hand of welcome and good fellowship was extended by all. Our determination this year besides that of study was to leave behind our swell-headed sophomore ways and to attain an air of dignity which would command the respect of the under classmen. Amusement was provided for by some members of the class who believed that certain pleasures were intellectual. Isham invented an ingenious bomb which consisted of a paper of matches upon which was placed a lighted cigarette. Over both was placed several newspapers. This was put beneath the professor's desk. Although the inventor lacked a timing apparatus, it served its purpose well. It set fire to the newspapers and a blaze ensued that resembled the Cadillaqua fireworks. Dr. Parker, who endeavored to teach us about "Warburg's tincture" and "drugs acting upon the nervous system" was the victim. He thought that the black-hand gang had selected him as one of their marked men.

During the course of the year several statements were made which if true would cause the publishers of some medical books to give them the "recall." For instance, Lando said that the Latin for chin was "menses." Kennedy said that a baby at one year weighed 42 lbs. Ridenour said he would use a "bougie a-bol," whence his name "Bougie." Isham said he would look for Hutchinson teeth in a five-day-old child. Fellman's treatment for eclampsia, i. e., "tincture of veratium viride subcutaneously every 15 minutes until death or recovery ensues," is original. Your humble servant is very reluctant about telling the clever remarks he made, but believes that a man ought to be careful never to tell tales of himself to his own disadvantage. Dr. Jenks, during the obstetrical course, imprinted upon our brain several things we shall never forget. Mayer will never forget the treatment of eclampsia, nor will Harris forget that of post-partum hemorrhage. Nor will the class forget that forceps are absolutely contraindicated in all cases of hydrocephalus, and that Dr. Jenks will fail any man giving ergot before the end of the third stage.

One day when there was considerable talking going on in the class room, Dr. Mercer cried, "Order, order, please, gentlemen!" One of the boys answered, "Make it four beers." Dr. Mercer: "That's about the only order this class knows." We hope there is no question as to the ownership of this joke.

The class of 1913 will never forget the many happy days spent in pathological laboratory. The most brilliant pathologist, Warthin, Delafield, Zeigler and others, will admit their inferiority to the members of this class. Such rare specimens of pathology as "pulmonary tuberculosis of the cord," held no terrors for the wonderful pathologists. Dr. Snyder, however, was not satisfied with even these brilliant diagnoses, but urged the class on to better progress. And that examination, what puzzlers those slides he gave us were! "We came, we knew not, we were conquered." It required several attacks on the ramparts of the enemy to make him say "You are through." And to-day pathological laboratory is but a sad memory which will forever linger long and peaceably in our minds. Yes, twelve long weeks did the siege last, but the faculty believed that instruction ladled out in a hurry is not education.

As for surgical laboratory, it gave us all an equal chance to display our knowledge of anatomy, technique, etc. It certainly taxed our minds to the utmost. At times we surgeons worked under difficulties. For instance, it required a great deal of skill on the part of the anaesthetist and surgeon to keep the animal from floating out of the trough, due to the excessive amount of hemorrhage. All the methods of artificial respiration were made use of daily, and statistics as to the efficiency of each one can be had from F. L. Milligan. F. W. Phillips learned that the anaesthetic requires the whole attention of the anaesthetist during an operation. Our surgeon Alton is now able to sew up buttons, marbles in the appendix with a 0% mortality. Hurley and Havers, the "Golddust Twins," can now very readily locate the ovaries of a male dog, although it required several incisions in different parts of the canine's anatomy. And so countless wonderful operations could be told which were performed by the several members of the class.

Our course in M. J. P. was interesting and instructive, and many valuable as well as amusing facts were gleaned therefrom.

In order to relieve the tension and strain of the "daily grind," a banquet was given near the close of the junior year. And what a banquet! It was held at Log Cabin Inn, where we could not be arrested for disturbing the peace. Sigel, who was to be toast-master, was really a lamb led to sacrifice. His full dress shirt soon after he arrived bore the skull and cross-bones, and the insignia of the 1913 class. Phillips, our treasurer, was selected to feed the mechanical piano with nickels in order to keep up the incessant flow of rag-time music. Fellman gave several illustrations of the terpsichorean art which outdid any of Gertrude Hoffman's famous dances. The class was following Byron's advice: "On with the dance, let joy be unconfined." When it was time to depart, which was in the wee hours of the morning, a very orderly set of students repaired homeward. This practically ended our junior year.

And now we come to the last year. "I want to be a senior, and with the seniors stand!" One step more and we have reached our goal. It was four years of hard, steady grind and persistent plodding on our parts.



At this time we received additional strength in the shape of three graduate physicians. They are Dr. Francis Coone from Toronto, Dr. W. L. Hachett from McGill University, and Dr. C. Reed from the homeopathic department of U. of M. All three feel perfectly at home in the class, and regard themselves as one of the "boys." How we envied a senior in our freshman days. We felt highly honored if a senior would condescend to speak to us. Now we are occupying those coveted places.

Our lectures this year have been exceptionally good, although commencing at 8 o'clock and finishing at the usual time, 5:40. It is sad indeed that the A. M. A. selected this year to enforce its strict ruling, "No rest for the wicked."

There are but 18 members left of the original class of 1913. Some left us early in the course of the four years. The class at present numbers 30 members.

The class thoroughly enjoyed Prof. McGraw's lectures during the course of the year, and especially those relating to his experiences during the War of the Rebellion. Prof. McGraw enjoyed a hearty laugh at the expense of one of the members of the class. He asked this member what some of the causes of diarrhea were during soldier life. The reply he received was "Increased peristalsis due to muscular action during a battle."

The class was sorry indeed to learn of the death of Prof. H. O. Walker. His place in the faculty is one which was difficult to fill.

Professor Carstens' advice to the class regarding our careers was sound, as he told us to be like Blucher, whose motto always was "Forward." Nor will the class forget Prof. Miner's voice as it reverberated throughout the room. Prof. Miner certainly would make a brilliant speaker for the House of Representatives. When we got up to recite for him we thought we were dancing upon a volcano, and that at any moment we were to be covered by the fire of his speed.

Dr. Inglis during the course of his lectures referred to Commencement night and gave us the following advice: "Let not him who putteth his armor on, boast like him who taketh it off." And now that we are about to go forth and thrust ourselves upon the community, we realize our shortcomings and boast not. In fact every one of the professors of the senior year has given us sound advice, which I hope we all will follow.

A banquet at which every one forgot his cares, and which every one enjoyed, was held at the Hotel Chesterfield, New Baltimore. There were speeches by everybody, songs and duets by those with musical talent, and we think that many thanks are due to the Entertainment Committee whose efforts to make the banquet a success deserve much credit.


On May 29th the class of 1913 will meet officially as a class for the last time. Deep in our hearts there is a feeling of regret that we are about to depart. The friendships that have been formed in the class-room are the truest and the dearest. "Make new friends, but keep the old; the first are silver, the latter gold."

In after years the following sentiments will often recur:

"That golden haze of student days is round about us yet,  
Those days of yore will come no more, and through our manly years,  
The thought of you, so good, so true, will fill our eyes with tears."

And now we are about to go forth and seek our fortunes, and the future lies before us. May we always remember that "friends are the thermometer by which we gauge the temperature of our fortunes." And so the class of 1913 will go into history.

R. C. M.



## JUNIOR



STILSON ROBERT ASHE, "H-O." Vassar, Mich.

*"Quiet waters flow deep."*

Vassar High School. Secretary, 1912-13.



L. BYRON ASHLEY, Nu Sigma Nu, "Pretty." Detroit.

*"The grace of heaven, before, behind thee, and on every hand, encheel thee round."*

Detroit Central High School. Expects to compete with the mayor.



MONTROSE BERNSTEIN, Alpha Phi Sigma, "Berney." Detroit.

*"He danced, I say, right well, with emphasis, and also with good sense."*

Born Windsor, Ont. Detroit Central High School.



ALLEN B. BOWER, "Jesus." North Branch, Mich.

*"And as they thus spake, Jesus himself stood in the midst of them."—St. Luke, Chap. XXIV, 36.*

North Branch High School. Intends to enter general practice in a rural district.



AUDREY BROWN, "Runt." North Branch, Mich.

*"Thy face, my thane, is as a book where men may read strange matters."*

Born at Burnside, Mich. While the average human being takes his roll in the morning, Brown insists on taking his between 11-12 A. M.



FREDERICK ALTON BAKER, Phi Beta Pi, "Bake." Egg Harbor, Wisconsin.

*"I dare do all that may become a man; who dares do more is none."*

Manistique High School. Kalamazoo College. Expects to own the Ford Motor Co. in the near future.



C. M. CLARK, "Sis." Oneida, N. Y.

*"The strangest passion which I have is honor."*

Waterville High School. Will locate in the Middle West. A woman in the case?



AUGUSTUS H. COOK, A. B., "Dr. Cook," "Aquiline." Detroit.

*"By music, minds an equal temper know,  
Nor swell too high, nor sink too low."*

*"An inborn grace that nothing lacked of culture or appliance."*

Born Pt. Huron, Mich. University of Detroit. (A. B.)



IRA GEORGE DOWNER, "Irv." North Branch, Mich.

*"The ploughman homeward plods his weary way."*

North Branch High School. Baseball Team, 1912.



SAM J. EDER, Alpha Phi Sigma, "Sammy." Born New York City.

*"He was perfumed like a milliner."*

Detroit Central High School. Baseball Team, 1912. M. K. Q. (Member Katzenjammer Quartette). Class editor Leucocyte.



R. C. EDGAR, "Crab." Windsor, Ont.

*"It matters not what men assume to be; or good or bad, they are but what they are."*

Windsor Collegiate Institute. Expects to go West to practice.



WELLS BLAKESLEE FILLINGER, "Ford." Perry Township, Mich.

*"What is strength without a double share of wisdom?"*

Morrice High School. Western High School. Taught school at Nicholson, Mich., 1911-12.



HERBERT E. FOYLE, "Foyle." Detroit.

*"Talk six times with the same single lady, and you may get the wedding dresses ready."*

Born Botkins, Ohio. High School, Sidney, Ohio.



S. A. FLAHERTY, "Dutch," "Irish," Phi Beta Pi. Windsor, Ont.

*"From his cradle he was a scholar, and a ripe and good one."*

Born Exeter, Ont. Corubu High School, Ontario.



ARTHUR L. GIGNAC, Phi Beta Pi, "Gig." Windsor, Ont.

*"And when a lady's in the case, You know all other things give place."*

Windsor Collegiate Institute.



BERNARD OSCAR HARRIS, Phi Rho Sigma, "Bo," "Elsie," "Warthin." Detroit. Born Montreal, Can.

*"His years but young, but his experience old; his head unmeliorated, but his judgment ripe."*

Detroit Central High School. Class historian freshman year. Secretary, 1911-12. U. of M. summer school, 1912. Youngest of present junior class. Expects to compete with J. B. Murphy.



HOWARD B. HAYNES, "Grouch." Birmingham, Mich.

*"Go, you may call it madness, folly— You shall not chase my gloom away; There's such a charm in melancholy I would not if I could, be gay."*

Mt. Clemens High School. Adrian College. President, 1912-13. Psychology in later years.



LESLIE THOMAS HENDERSON, Phi Beta Pi, "Lardy." Detroit.

*"Sleep the sleep that knows no breaking, Morn of toil, nor night of waking."*

Eastern High School, Detroit. Expects to compete with K. and K. in G. U. work.



ARTHUR B. HENDERSON, "Flossy," "A-B." Detroit.

*"His face was of that doubtful kind That wins the eye but not the mind."*

Alma College Academy. Grace Hospital Training School for Nurses. Practical nursing for two years.



JAMES LANGSTON HENDERSON. Detroit.

*"Tho' modest, on his unembarrassed brow, nature had written—Gentleman."*

Born Bloomington, Ind. Morris Brown College, Atlanta, Ga. Academic diploma, Payne University, Selma, Ala. Taught school for four years. Completed two years of medicine U. of M. Entered D. C. of M., 1912.



CHARLES VERNELL HIGH, Phi Beta Pi, "Squirt," "Handsome." Coleman, Mich.

*"A gay Lothario, he,  
Beware, O maid, when you meet him,  
He's not what he's cracked up to be."*

Coleman High School. Kenyon College, Ohio. Won the Hewitt prize in anatomical drawings, 1911.



LYLE STEEN HILL, "Baldy," B. S. in E. E., Phi Beta Pi. Detroit.

*"He knew what's what, and that's  
As high as metaphysic wit can fly."*

High School, Berline Heights, Ohio. U. of M., 1908 (B. S. in engineering). Entered medical department of U. of M., 1908. Assisted in roentgenology and became director of roentgen laboratory at U. of M. Assistant in roentgenology to doctors in Cleveland and Toledo. Entered D. C. of M. 1913.



FREDERICK W. HYDE, Phi Rho Sigma, "Shelby Bugle," "Nuff Nuff." Shelby, Ohio.

*"To him the din of his motor and its gears  
Is like the sweetest music to the musician's ears."*

(Original)

Shelby High School. Senior externe, St. Luke's Hospital, Detroit. President, 1910-11.



ARMAND G. KERSTEN, Nu Sigma Nu, "Shuper," "Stork," "Turkey." Detroit, Mich.

*"A sweeter and a lovelier gentleman the spacious world  
cannot again afford."*

Eastern High School. Former athletic star.



PAUL C. KLEBBA, "Booggs." Detroit.

*"A warm heart is oft masked by a rough exterior."*

Detroit Central High School. Baseball Team, 1912.



BROR HJALMER LARSSON, Phi Rho Sigma, "Yens," "Herbiv," "Count," "Duke," etc., etc., ad infinitum. Detroit.

*"A son of Odin, he with flaxen hair and 'fierce' blue eyes."*

Born Vasteros, Sweden. Swedish preparatory schools. Swedish army (cavalry). "Bummed" in Germany for two years. Rhode Island School of Design, engineering. Detroit Central High School. Treasurer of sophomore class.



ROY R. McCRUMB, "Mac." Clinton, Mich.

*"To be strong is to be happy."*

Portland High School. Junior externe, St. Luke's Hospital.



HORACE P. MELLUS, "Honey." Detroit.

*"Oh, it is excellent to have a giant's strength, but it is  
tyrannous to use it like a giant."*

Detroit Central High School. Baseball Team, 1912. Vice-president, 1911-12.



CHARLES GUSTAVE MORRIS, "Dr." Detroit.

*"Whence is thy learning? Hath thy toil  
O'er books consumed the midnight oil?"*

Pontiac High School. U. of M. two years medicine.



ROBERT L. PHILLIPS, Nu Sigma Nu, "Prince de Gama." Corunna, Mich.

*"Here with a loaf of bread beneath the bough,  
A flask of wine, a book of verse, and Thou  
Beside me singing in the wilderness—  
And wilderness is Paradise enow."*

Corunna High School. Expects to do a few things.





LEWIS SIDNEY POTTER, Nu Sigma Nu, "Red." Detroit.  
*"Eternal smiles his emptiness betray."*  
 Born Essex, Ontario. Detroit Central High School.



BENJAMIN HARRISON PRIBORSKY, "Tuberosity," "Spitzka." Detroit.  
*"Here's to Bohemia, the land of my birth,  
 The land of cheer, the land of mirth."*  
 Detroit Central High School. University of Michigan, summer of 1912.



RUSSELL RENZ, Phi Beta Pi. Detroit.  
*"A little nonsense now and then  
 Is relished by the best of men."*  
 Detroit Central High School. Secretary freshman class.



JOHN FREDERICK RIEG, Phi Rho Sigma, "Gyp the Blud." Wyandotte.  
*"Be to his virtues very kind;  
 Be to his faults a little blind."*  
 Born Norwalk, Ohio. Wyandotte High School. Baseball Team, 1912.



FRANK B. SEABURY, Ph. C., "Seab." Detroit.  
*"Yon Cassius has a lean and hungry look. He thinks too much; such men are dangerous."*  
 Born San Luis Obispo, Cal. University of Michigan, Ph. C.



ARTHUR E. SCHILLER, Alpha Phi Sigma, "Petition Pete." Detroit.

*"But we all are men, in our own natures frail, and capable of our flesh; few are angels."*

Born Saginaw, Mich. Arthur Hill High School. Convicted of "lese majesty" in freshman year and sentenced to drink 4 oz. of olei ricini. Vice-president freshman class. Editor-in-chief Junior Annual.



MATHEW R. SLATTERY, Phi Beta Pi, "Slatt." Bay City, Mich.

*"His heart was one of those which most enamor us."*

Born Jackson, Mich. Eastern High School, Bay City, Mich. Former football star.



FREDERICK CLAYTON THIEDE, Phi Rho Sigma, "Dago Frank," "Italy," "Pretty." Wyandotte, Mich.

*"Why so pale and wan, fond lover? Prith, why so pale?"*

He seemed a son of a southern race. Wyandotte High School.



ALLEN C. TIFFANY, Ph. G. "Tiff." Petoskey, Mich.

*"Let me have men about me that are fat; sleek-headed men and those that sleep o' nights."*

Ferris Institute, Ph. G. Ex-minister, ex-undertaker, ex-pharmacist, ex-optometrist. President of sophomore class. Will specialize in "G. U."



ALLISON B. TOAZ, "Toes." Grand Ledge, Mich.

*"This man, whose homely face you look upon, is one of Nature's masterful great men."*

Born Waterbury, S. D. Grand Ledge High School. Expects at some future date to be obstetrician to H. I. M., Geo. V. of Great Britain.





DAVID H. WEINGARDEN, Alpha Phi Sigma, "Windsor," Windsor, Ont.

*"There is nothing can equal the tender hours when life is first in bloom."*

Windsor Collegiate Institute.



DALE C. WEIR, Phi Beta Pi. LaGrange, Indiana.

*"His voice was ever soft and gentle, an excellent thing in man."*

LaGrange High School. Attended Normal College, Huntington, W. Virginia. Attended Cincinnati Conservatory of Music. Taught music. Intends to locate in Indiana.



LEO ENOS WESTCOTT, Detroit.

*"I feel within me a peace above all earthly dignities, a still and quiet conscience."*

High School, Hartford, Michigan. Taught rural school one year. State Normal Ypsilanti, 1907. Superintendent of Schools at Stevensville, then at Oscoda, Michigan. Married in 1907. Treasurer, 1912-13.



DAVID WHITEHORN, "Shorthorn." Rochester, N. Y.

*"Besides, he was a shrewd philosopher, and had read every text and gloss over."*

Born Roumania. Student in the "School of Hard Knocks."



WORTH W. WALTON, "Bony." Lake City, Mich.

*"With the smile that was child-like and bland."*

Lake City High School. Ferris Institute.



E. R. WITWER, "Witt," "Murphy." Detroit.

*"What stronger breast-plate than a heart untainted!"*

Born Ontario, Canada. Pigeon High School, Mich. Valpariso University one year science. Externe Children's Free Hospital.



A. M. WEHINKEL, "Darwin." Hanover, Ontario.

*"Unkneit that threatening unkind brow."*

Walkerton High School. St. Jerome's College, Berlin. Detroit University one year philosophy. Taught for several years.



GERALD A. WILSON, "Mr." Detroit.

*"He lives in fame that died in virtuous cause."*

Born Bevelle, Ontario. Detroit Central High School. Treasurer, 1910-11.



G. WAYNE WILSON, "Shorty." Detroit.

*"There swims no goose so gray, but soon or late She finds some honest gander for her mate."*

High School, Camden, Mich. Taught public school at Osseo, Mich., for one year. Passed state board for entrance medical college, 1910. Manager of the D. C. of M. Baseball Team, 1912. Married Nov. 9, 1912. Vice-president, 1912-13. M. K. Q. (Member Katzenjammer Quartette).



SAMUAL S. KELLER, "The Late Mr. Keller." Detroit.

*"What is it to be wise?  
'Tis but to know how little can be known;  
To see all others' faults and feel your own."*


Born Richland, Ohio. Taught school three years. Ohio Northern University one year. Tri-state Business College, Toledo, Ohio.

## History of '14 Class

The Class of 1914 is a wonderful organization.

It represents every known country and race on the face of this mortal soil, from darkest Africa to Stockholm, Sweden, and Manistique, Michigan.

The class first breathed the sweet aroma of stale cigar smoke in Room No. 1, in the fall of 1910. We have had several bad falls since, but have been able to spring up again each time. Our first fall was shortly after we discovered there was a class of wily sophomores in school. They showed us a good time wherever we met, whether in the class room or in the halls, and many were the folded newspapers and medical records utilized in demonstrations of their love for us.



D. C. M. Before Fire

We became acquainted with each other soon, and discovered that in our midst were several members of distinction and otherwise. Among the most conspicuous was Frederick Hyde, of Shelby, Ohio—a man of dauntless bearing and nasal twang, who influenced the rest of the verdant fledglings into making him the president of the class. He was the best president we had that year.

The sophomore class about this time began to kidnap numbers of our classmates, for purposes unholy, and one morning bright and early, we discovered that with the aid of autos, barns and mattress factories, they had detained enough of our men to insure them a safe victory in the last rush ever "pulled off" in our adorable school. Tales are still told of how our embattled warriors stood and drove the enemy backward, repulsing every attack, until compelled by sheer numbers to take the ultimate bath in the fountain. "Shooper" Kersten won everlasting fame by doing a high dive act through a factory window.

After a storm there is always a calm. It was so after the rush. We that could, went back to our studies. Others recuperated at home or in the hospital. We concluded that fighting was hard on the eyes, and would direct our energy towards the study of the art at hand. We did wonders—in fact, attained the enviable position of being the smartest, freshest, yellowest class ever in school. The reputation for being the smartest and brightest was given us by the faculty; the freshest, by the sophomore class, and the yellowest, by some of our own class who couldn't appreciate the conspicuous absence of certain members at the rush.

At this period of our development, Dr. King conducted a notable "spell-down" in Histology. No more startling statements were ever made than at this recitation. "Tiff" gained everlasting fame by maintaining that there were two kinds of tissues—living and dead. It was, too, at this time that Schiller became acquainted with the rules of etiquette in clinics, and the senior class, to the extent of three ounces of castor oil.

The evolution of a freshman is an enticing and intricate study. I won't enter into a discussion of it—suffice it to say, we "evolved." Those of us from the "Corners" awakened from our slumbers, bought peg-top pants and red neckties. Some of us even ventured a "pill." In knowledge we excelled. The practice of medicine was a "cinch." We could talk fluently and at length upon any subject from a Neisser invasion to paranoia. We knew more medicine than we ever will again.

Regardless of all this, we ended the first spasm of our four with the most intimate acquaintance with Drs. "Bust-You-All" Snyder, Stephenson, and "other great men,"—and with twenty-eight clean ones. Bernstein got one, but later confessed that he had handed Edward a box of cigars.

We returned to school in 1911, after four months of fun, work or whatever befell each. We discovered that we had lost Harris and Herkimer—but had gained Wehankle, Cook, Miller and Toaz (pronounced Toes). We were now *sophomores!* We were to be respected! We also had the privilege of training the freshmen. We voted and decided that we give a tea party to them on Belle Isle in the nature of a tug of war and water carnival. As I stated somewhere, we were the intelligent class in school, and firmly believed in peace. So we decided thusly. The carnival was a huge success. As near as I can remember, our spirits were thoroughly dampened and chilled to the marrow. We again decided that studying medicine had its setbacks.

"Tiff," who had by this time gained a powerful hold upon the class by virtue of his reputation of owning one of the baldest heads, and most beautiful "bay-windows" ever in school, was chosen president for the ensuing year. We judged well. His was a most successful administration. The social side was taken in hand under his regime and dealt with judiciously. We gave a class dance. All were there arrayed in our "go-to-meetin'" clothes, with our best girls on our arms. As usual, it was a success, and Sam Eder gained honorable mention as being the most agile contortionist of the bunch.

The study of medicine now became a matter of real serious thought. We became real interested in our work. We developed all the symptoms of student-ship; studied hard in electro-therapeutics and other of the more difficult subjects. Physiology was our great redeeming opportunity—"proteens" (pronounced correctly by showing the teeth) especially. Food-stuffs and their

digestion were so easy for us that Dr. Davis allowed "Red" Potter and "Jerusalem" Rieg to give the class a demonstration, which they did—admirably. Dr. Ives became our hero. We looked forward to his lectures with anxious anticipation. We reveled in delight at his master-lectures on "Treatment of Newly Acquired Brides," and "The Evolution of Man and Monkey," delivered in conjunction with his lectures on nervous anatomy.

Athletically we were prosperous. Haynes, noted for his spontaneous volubility, worked the faculty for one hundred and twenty dollars for material necessary to clothe the base ball team. Haynes, Klebba, Downer, W. G. Wilson, Rieg, Mellus and Eder represented our class. In many thrilling games that spring these heroes of the square diamond made great names for themselves and their posterity. P. Klebba (pronounced Kebba or Keba) swatted the ball so hard in one game that darkness set in before the opposing team could find it, the game was called off, and Hugh Jennings wanted him to sign a contract.

The process of evolutionary change was working all this time. We metamorphosed to another and higher sphere of development. The State Board exam. stared us in the face and served as an incentive to excessive worry and labor. The midnight oil was about exhausted when we informed ourselves we were ready for whatever the solons cared to hand us. We met the enemy and they were our'n. When the smoke cleared away at the finish of the year, we possessed seventeen "clean sheets," and not a flunk on the State Board. "Benny Harris," our little pet, fell heir to such high marks that he now wears a number eight "lid."

This, our junior year, was ushered in with a splash and dash and fifty-three strong. Added to our roll were Baker, Blue, Fillinger, Hill, Morris, Simons and J. L. Henderson. Morris bids fair to be the best student in class (?).

The study of medicine now becomes practical, and as upper classmen we realize that this year is important. For two years we maintained our reputation of earnest desire to studentship, and fully intended to live close to the mark this year. The first impression we received that we were not doing so was given us by Dr. Snyder in pathological laboratory. He claimed we were no good, and some of us discovered he was right.

Haynes, that glib monologist of ours, who delights in argumentative speech—no matter upon what subject, the man who makes extemporaneous explosions on the ethics of taking clinic roll calls, and on the psychology of sex, trying to prove that biologically man and woman are separated by a chasm so wide that three million, three hundred and thirty-three thousand, three hundred and thirty-three years would not bring them together, were the forces of evolution working towards that end, and hence the foolishness of woman suffrage, was chosen to govern the junior body of rough-necks. So far, nothing serious has happened to him; but some predict a dismal future, and banishment to Birmingham, Michigan.

Nothing much can be said. We don't like to talk about ourselves. We will say, however, that we are making good. We tried to pass pathological laboratory and surgical. We honestly try to attend every class. Of course, when we get the chance to slip the dear doctor an O. B. card, we do—regardless of whether we attend the case or not.

We consider ourselves progressive. We think we are doing something all the time. We expect this Annual to be an achievement worthy of our efforts and a

monument to our remembrance. The evolutionary forces you see were working within us. Some of us are going to be physicians; the rest of us hope to be. True, some of us did not evolve as much as others. Klebba, Slattery and Rieg still love to get in the corner of the room and shoot erasers, rubbers and what not.

As to our future efforts as juniors we expect to again propagate a base ball team and do justice to the social side with a dance—maybe. To finish—


We call ourselves the best class in school. We think so. Why not? Sophisticated spectators of other classes, perhaps, with dulled minds and jaded emotions, sneer at our enthusiasm; but to retreat to common sense, I repeat—why not? We think so—and any class is the best that thinks so.

F. A. B.



Laboratory Building





THE "J" FOUR IN ACTION

## The "J4" Quartette


Among the many sides in the life of a medical student, which is of importance but is oft forgotten, is that of training along musical lines. Not possessing the facilities for an orchestra, and no instruments, barring Shelby Hyde's bugle, what was more natural than for our talent to be turned in the direction of the cultivation of the voice? And so the voice was cultivated, and what is of more import, not only cultivated, but also dragged and pulverized in as thorough a fashion as any graduate of the M. A. C. could have done with a farm. Our tall friend Baker, lifting his soulful voice in melody, makes us think of the many nights when we have stirred uneasily in bed, and muttered to ourselves, "D— those cats!" And Eder, occasionally replaced by High, with that beautiful, melodious tenor soaring like a lark on the wing and reaching the notes A and B, while Bowers reached for one of his rubbers, makes us smile in sweet delight. And next our baritone. That deep, manly voice! How it echoed and re-echoed thru our halls; our sage, our philosopher, Haynes, would now and again relent from his beloved melancholy and say with Milton:

"Hence loathed melancholy  
Of Cerebrus and blackest midnight born—  
Mirth with thee I mean to live."

About little Wilson—nuf said. When we see him standing there next to Baker we wonder whether all things in life are so proportioned; tall Baker with a quasi tenor voice, little Wilson with that deep, heavy bass. Thus ends our description of the individuals of the J4 quartet. Many are the moments when their pleasant voices have pleased our ears and caused us to forget our troubles, to make us smile when the fickle goddess has ordained that we be called upon to recite the day after the night before. And so we say in conclusion:


I traveled among unknown men  
In lands beyond the sea;  
Nor, fellows, did I know till then,  
The power of music o'er me.

(Apologies to Wordsworth.)



**SOPH.**





Class of 1915

## Class of 1915

President	RALPH H. BOOKMYER
Vice-President	FRANK V. CARNEY
Secretary	GEORGE A. DRESCHER
Treasurer	HAROLD A. BECK
Leucocyte Editor	WYNAND PYLE
Sergeant-at-Arms	GLEN R. YOUNG
Yell Master	WYNAND PYLE

## Sophomores

So far as the students of the Detroit College of Medicine are concerned it is unnecessary for us to set forth on this page who we are, what we have done and what we shall continue to be during our college career. The present juniors know the stuff we are made of—have known ever since we surprised them with our confidence and our perfect organization during the festivities incident to our becoming students at the D. C. of M. On the other hand, the freshmen still retain sad memories of the night spent on the coal pile and the dreary chain-gang march from the Boulevard to the College. And seniors, so far as it is possible for seniors to regard sophomores favorably, cannot help but admire us for the square deal these trembling initiates were given.

Yet we occupy our position modestly, never boasting or being unduly forward; nor would we mention it here, were it not that our friends among the Alumni would be disappointed if it were not alluded to.

Organization has been the secret of our success. We organized the first day we gathered in our room, and a systematic way of doing what came in the course of our progress has brought us where we are. Good fellowship has always prevailed, and dissensions within the class have never interfered with the good of the whole.

And now that the other classes may know us better as individuals we make brief mention of each of the component parts of our worthy body:

**JAMES A. BELYEA.** "Belyea's here, Doctor." Both the Detroit Central High School and the M. A. C. failed to reform Jim. He spent a few years on the road, and just now owns the Toledo Sanitarium. Originator of the Belyea technique for staining artifacts.

**HAROLD ANDREW BECK.** D. C. H. S. His home is in Detroit. Marsden says the trouble with Harold is he loves one girl—only one.

**T. H. EDWARD BEST.** There is a man who never swears, who never smokes, who never drinks. But Eddie isn't paralyzed. He is as broad as any of us at that. We'll hear about Eddie some day.

RALPH H. BOOKMYER. "Bookie." Graduate of Sandusky (Ohio) High School and the law department of Stanford University 3 years. He has been at the helm of the good ship 1915 during the roughest weather. (He generated the rushes and the Hallowe'en celebrations.) He always has the proper curbing influence when we try to rock the canoe. Bookie is at the helm just now as president of the class.

JOSEPH M. CZUBACHOWSKI. No. 37. He graduated from the department of Dentistry, but after thinking it over he decided to take up an honest profession.

BRUCE D. CAMPBELL. "Dunk." Well worthy of such names as Bruce and Duncan. He has a kind father, and Dunk's future is certain.

J. GRANVILLE CARR. From Detroit Central High School. Well informed on fractures of the fibula.

FRANK V. CARNEY. Lagrange High School. Five years coroner of his home county. Pedagogue. "Chili-Con-Carne." Assistant in Bacty. Lab.

GLEN LONG COAN. Wyandotte High School. Accountant for four years (pardoned in 1911). Not afraid of the police.

CATHBERT E. DEMAY. From Jackson, Mich. Out on parole.

JAMES J. DREAR. Was bank clerk in Toronto for four years, but he escaped to this side before they got his number. "Jerry."

GEORGE A. DRESCHER. "Jeff" is a very learned man from Kawkawlen, Mich. He has attended Business College, State Normal School. Has taught in high school and has spent a year at theology. (Who'd a thunk it?)

ERWIN EVELETH, JR. "Huck Omelet." Jones says he is our best example of protopathic sensitiveness. Graduate of Keeley Institute.

RAY LEOPOLD FELLERS. Harietta, Mich. At ten years of age he killed a bear single handed. Left the lumber country, attended Ferris Institute, then Emerson Institute. He spent four years in the Treasury in Washington, and now does not need to work.

MILTON P. FISHER. Specialty, donation speeches. The only hope for the Jewish quarter in Detroit.

CHARLES T. FOO. "Cholly." The only oriental in the class. Was only four years old when he came to America, but has a wonderful memory, as he often delivers lectures on China.

FRED W. GOTTSCHALK, of Capac, Mich. Spell it forwards, spell it backwards, it's still Capac. Fred has won fame as drummer in the Capac band.

ROBERT J. GREENIDGE, of Georgetown, British Guiana, South America. "Thutty-Faw."

MORRELL MALLORY JONES. Not only a vocalist and comedian, but is willing to favor us occasionally. Jones has a kind, loving father, Doctor Jones, in Inlay City, but Jones, Jr., would rather live on earth and came to Detroit. He assisted the writer of this column, and out of gratitude we do not mention his nickname.

LESTER FLOYD KENNEDY. Was born and raised in Detroit, but his parents have moved to North Branch, and now he is a village cut-up there.

FRED KLINE made a hit in his freshman year by his excellent work in physiology for Dr. Anderson.

JOSEPH GOODMAN KNAPP. Joe wants to practice in Wyandotte, but likes Detroit so well that he is going to move Wyandotte over here some afternoon.

ABRAHAM KOVINSKY. Abe is an anatomist. He always has the correct answer in a quiz. Abe comes from greater Detroit, that is, Windsor, over on the Jersey side.

VLADIMIR JOSEPH PLHAK. He has been called Plake, Flake and Flock, but the correct pronunciation is Placque. The "H" is merely a catalytic agent. He was born in Vienna, and gets a pension from the Austrian Government as long as he wishes to study. Not only that, but he can study medicine in Vienna free. Pretty soft for Vladimir. D. C. H. S.

GEORGE KENNETH PRATT. Kern was Leucocyte editor in our freshman year. At Detroit Central High School he was famous for his literary efforts. Last year, however, he gave the writer considerable notoriety, and so we cannot help but refer to him as the living exponent of the Darwinian theory—the step between man and—but why go on?

WYNAND PYLE. Leeuwenhoeck. Yell master. Leucocyte editor. Guilty of a yell or two, some parodies, and a few recitations. The class hopes that some time when he sings "Where the River Shannon Flows" he will fall in. Yours truly.

OCTAVIUS MARION RANDALL. Seldom signs his full name. Pitcher with the Williamston All Stars, and only his love for the study of medicine keeps him from being one of the heroes of Navin field.

EARL RANNEY. The tallest man in the class. Was a star athlete in Pontiac High School and at Albion College.

STANLEY LASSALINE. They say Lass's father is an undertaker in Sandwich, and Stanley hopes to be a great help to his parent.

W. WILBUR MCGREGOR. "Mac" spent a year in Pontiac, but is all right now. His nationality and tastes are Scotch, preferably "Black and White."

THOMAS B. MARSDEN. "T. B." has a great sense of humor (not vitreous or aqueous), and was supposed to help represent the sophomores in this Annual. Champion lightweight of the school. D. C. H. S.

FRED C. MUSSER, Ph. C., Purdue University. Dutch will never go back on Indiana or to it.

EARL R. HARRIS thought he would take up the pharmaceutical profession, but he liked the class of 1915 so well that he came with us. Mr. and Mrs. Harris entertained the freshmen during the rush of 1913.

FORREST R. OSTRANDER is from the Upper Peninsula, and is still suspicious of city fellows. "Aw, what's the matter with you guys?"

HARRY O. POPE, Bothwell, Ont. During the summer Harry works on his father's live stock farm, catches cattle by the horns and twists them around just like that. Harry is still good at throwing the bull.

HUGH ALBERT SULLIVAN. Known to the police as "Dago Frank." Sullie can recite on a subject without ever reading it up. Western High School.

JOHN JENNINGS WATTS. Dr. Snyder says you can take the boy out of the country, but you cannot take the country out of the boy. Watts has disproved this. Watts came from the wilds of Ontario, but now he introduces the latest fads into the class, and was the first man in school to wear collars with transverse striations.


CHARLES ALEXANDER WILSON is also from Central, and makes good recitations. He is good only at straight stuff, however. He once tried to convince Dr. Shurly that he was sitting in two seats at once, but did not get away with it.

FREDERICK SCOTT WILSON. Sully says his name is Ferdinand Sylvester. Fred should have been the mayor of Spotless Town. He wears a new shirt every day, and if a cinder gets on it, he skips home at noon and changes it (the shirt, not the cinder).

WILLIAM P. WOODWORTH is an artist. He is the only man who can get up to recite and instead of being quizzed start to quiz the professor, and show that at least he can ask intelligent questions. For further references see the illustrations in this book. Woodie also made a good president in our freshman year.


GLEN ROSS YOUNG. "Si." Words cannot describe him. "I should worry" expresses his whole attitude toward life. Weight about 200 kilogrammes, hence our sergeant-at-arms. Si is the pride of Corunna, the county seat of Shiawassee county, b'gosh!

JAMES PERCY YOUNG, from Muskogee, Okla., Walden University and Mehavy Medical College. The latest addition to our class.



## FRESHMAN





Class of 1916

## A Haemolytic Congestion of the History of the Class of 1916

Generally speaking and with due regard to all figures of speech, the freshman class totals about five hundred members. Numerically speaking and in proper consideration of scientific accuracy we are as luminiferous and energetic a body of fifty-eight youths as were ever gathered from Podunk, Spedunk, Sawdustville, and the other various towns and villages of our glorious, free land of liberty upon which the ironshod heel of despotism has never shown its mark. Speaking of marks, there are marks and marks, but none so familiar or fraught with significance as long rows of goose eggs so inseparably linked with the names of the aforementioned, luminiferous youths. According to Dr. King, there are 100 units or parts to this grand and truly noble class. Of these Mr. Tiefer is—but we won't say what part Mr. King said he was.

The object of the following narrative or discourse will be to set forth in a modest and becoming way the various methods and virtues by which those beardless lads have singly and collectively done so much toward adding to the honor and greatness of their Alma Mater. We fully realize the impotence of our feeble pen to extol with justice so noble a theme, but as the great Homer once said: "Things at the worse will cease or else climb upward to what they were before." Therefore, kind reader, bear with us.


Considered as a class we are unique and distinctive from all the other classes of our college in that none of its members have found it necessary thru stress of professional rivalry to adorn their handsome countenances with the various hairy appendages that cause such extreme pride to the numerous lady friends of our upper classmen. It is true and far be it from us to overlook the fact that one of our number at an early date sought to uphold the dignity and worth of our organization by the medium of a swarthy mustache. It was a beautiful ornament—that mustache—perfect in curve and texture and falling in gentle and undulating folds that writhed and bristled with every flexure of the firm, well-formed orifice which it sought so ineffectually to conceal. But in an evil hour the unfortunate martyr was belayed by the committee of Equity and Holy Traditions and the only representation of its kind in the freshman class was shorn from his devoted lip. Brokenhearted, stricken with grief, and unable to face his wife and happy family in such a dire plight, he has flown from our midst and now seeks his fortune in other less hazardous pursuits of life. However, as our old friend, W. Shakespeare, used to say, "A man's a man for a' that."

In the weeks that followed, one event stands out in importance above all others. We refer, namely, to the freshman-sophomore rush. However, with this brief mention of it, we pass on to less painful subjects. Let us add in passing that the sophomores did their work well. Even the most ferocious of us has become thoroughly docile and will feed from the hand as gently as a lamb. (We meant that to rhyme but found it impossible unless, perhaps, we were to change hand to ham, which change, while most suggestive, would hardly express our meaning.) Mac Beerman says that he neglected to write down the exact date on which our tender bodies were immersed in the waters of Belle Isle so that he fears that there is a



strong possibility of his being a trifle irregular in his next annual bath. Mac and Hoppenrath have a great scorn for those men that get themselves so dirty as to be forced to take a bath every Saturday night. The Danziger foetus swears that the sophomore he pulled in was bigger than he is but he would have difficulty in proving that. That embryonic bit of protoplasm is a trifle too fond of swearing, anyway.

The paper rush which took place previous to this great episode was a most warlike and dashing affair, in fact, an extremely dashing affair. It was a dash from beginning to end, something like this (see drawing No. 1):



The final forceful expulsion of our fellows, already maimed and bruised by the hard, unyielding paper rolls of the sophomores, from the halls of learning and tobacco smoke (to the edification and entertainment of the entire citizenship in the vicinity) was well worthy of commendation in its efficiency and thoroughness. As an excretory performance it has all previous physiological and mechanical processes immeasurably surpassed. Our friend, Mr. Cherniack, when he saw all hope was lost, turned upon his assailants with the following Biblical quotation: "I am so much a fool, should I stay longer, it would be my disgrace and your discomfort. I take my leave at once." Whereupon, they immediately ejected him with hoots and jeers.

However, from these disturbing incidents we recuperated and with spirits undismayed and as elastic as an inflated automobile tire we turned our minds to

the horrors, the terrible atrocities, of osteology and materia medica. In these things our souls were steeped and our vocabularies saturated until, when it seemed our intellects must give way, came the freshman smoker.



As a final rounding-up of the first lap of our race in the pursuit of medical lore, nothing could have been more fitting. The evening sped away all too quickly in its course of unmitigated enjoyment and genial companionship. The social committee, composed of Mr. Tuck and others, proved themselves experts in the matter of providing entertainment. Every man present put forth his best effort in making it an event of unmarred pleasure and good fellowship. Even Mr. Collins, in spite of his affliction, demonstrated himself as perhaps the ablest entertainer of all. His performance on the piano stands out as a feature of the evening and we are sure became a means of inspiration to every one present. Our professors responded to their toasts most manfully and with all credit to themselves, although justice compels us to say that they might have been a trifle more lenient with Mr. Ard. All in all, the acquaintanceships of the past term were broadly deepened amongst our classmates by the evening's experience, and a spirit of class loyalty and friendship was engendered such as we hope may stay with us for the remainder of our college years.

## Codicile

### A Detailed Analysis of Our Freshman Compound

HERMAN ALBRECHT

Epitaph: "We bear it calmly though a ponderous woe."

Specialty: Hyperbolic bombast.

HORACE HERBERT ARD

Epitaph: "A countenance more in sorrow than in anger."

Specialty: Maintaining the glory of Brittany.

T. G. AMOS

Epitaph: "Him of western dome whose weighty sense  
Flows in fit words and heavenly eloquence."

Specialty: Cornering the tobacco market.

SAUL BARNETT

Epitaph: "The windy satisfaction of the tongue."

Specialty: Second-hand clothing business.

D. C. BARTHOLOMEW

Epitaph: "For my voice, I have lost it with halloing and singing of  
anthems."

Specialty: Ribald songs.

M. C. BEERMAN

Epitaph: "A load would sink a navy."

Specialty: Interminable narration.

HENRY R. BOYES

Epitaph: "An ocean of dreams without a sound."

Specialty: Profound meditation.

C. H. BELKNAP, Vandalia, Ill.

Epitaph: "He had kept the smallest of his change and so men o'er him  
wept."

Specialty: Generalization.

EMILI DOLIVER BOYLES

Epitaph: "As proper a man as one shall see in a summer's day."

Specialty: Boils.

F. E. BURLESON

Epitaph: "Magnificent spectacle of human happiness."

Specialty: Hair tonics.

LOWELL M. BUSH

Epitaph: "I have immortal longings in me."

Specialty: Producing a look of fathomless wisdom from a vacant stare.

A. E. BRICKER, Essex, Ont.

Epitaph: "Man on the dubious waves of error tost."

Specialty: Always saying the wrong thing at the right moment.

J. M. CALDWELL, Marlette, Mich.

Epitaph: "I live in a crowd of jollity not so much to enjoy company as  
to shun myself."

Specialty: Guiding the Ship of State.

M. M. CHERNIAK, Windsor, Ont.

Epitaph: "It is the practice of the multitude to bark at great men as  
little dogs do at strangers."

Specialty: Philology.

HORACE R. COBB, Detroit, Mich.

Epitaph: "This is the rarest dream that e'er dull sleep  
Did mock sad fools withal."

Specialty: The technique of blood counts (sophomoric).

DON A. COHOE, St. Clair, Mich.

Epitaph: "He is divinely bent to meditation  
And in no worldly suits would he be mov'd  
To draw him from his holy exercise."

Specialty: Inscrutability.

EDWARD L. COLLINS, Detroit, Mich.

Epitaph: "The pleasing punishment that women bear."

Specialty: Harmonic discord.

SAMUEL S. DANZIGER, Frankfort, Mich.

Epitaph: "Not body enough to cover his mind decently with;  
His intellect is improperly exposed."

Specialty: Eye, Ear, Mouth and Throat. No charges, continuous  
demonstration.

E. A. DROSHLAGEN, Detroit, Mich.

Epitaph: "I do not give you to posterity as a pattern to imitate but as  
an example to deter."

Specialty: Disciplined inaction.

FREDERICK E. DODDS, North Branch, Mich.

Epitaph: "There is gift beyond the reach of art of being eloquently  
silent."

Specialty: Mock trials.

PAUL D. GADD, Athens, Mich.

Epitaph: "A pale martyr in his shirt of fire."

Specialty: Unruffled dignity.

BERNHAM DUNHAM, Woodington, Ohio

Epitaph: "'Tis pride, rank pride and haughtiness of soul;  
I think the Romans called it Stoicism."

Specialty: Proseology.

WINFRED B. HARM, Detroit, Mich.

Epitaph: "I am resolved to grow fat and look young until forty."

Specialty: A book, "How to Reduce Your Figure without Effort."

- C. HANNA, Detroit, Mich.  
 Epitaph: "Implores the tribute of a passing sigh."  
 Specialty: Women's Rights or How the Other Sex Lives.
- C. HAROLD HEFFRON, Metamora, Mich.  
 Epitaph: "Bid me discourse and I will enchant thine ear."  
 Specialty: Recitalogy or the Art of Recitation.
- AUGUST A. HOLCOMB  
 Epitaph: "His time is forever and everywhere his place."  
 Specialty: Pokerology.
- W. M. HOPPENRATH, Elwood, Mich.  
 Epitaph: "Destroy his fib or sophistry in vain!  
 The creature is at his dirty work again."  
 Specialty: Men's diseases.
- RAY W. HUGHES, Augusta, Mich.  
 Epitaph: "Foolery, sir, doth walk about the orb like the sun; it shines  
 everywhere."  
 Specialty: Assimilation of atomized knowledge.
- W. H. M. JOHNSON, Windsor, Ont.  
 Epitaph: "Who alone suffers most i' th' mind."  
 Specialty: Impotency of the cerebral cortex.
- HARRY H. JACKSON, Jr., Detroit, Mich.  
 Epitaph: "There is a pleasure sure in being mad which none but madmen  
 know."  
 Specialty: Freakology.
- L. C. JOLLY, Houghton, Mich.  
 Epitaph: "Cruel as death and *hungry* as the grave."  
 Specialty: Inco-ordination of ideas and their non-treatment.
- E. W. KWIECINSKI, Detroit, Mich.  
 Epitaph: "It would talk;  
 Lord, how it talked!"  
 Specialty: The talkology of automobiles.
- EDWIN H. LORENTZEN, Detroit, Mich.  
 Epitaph: "Lord of himself—that heritage of woe."  
 Specialty: A book entitled, "Nine Months in a Barroom."
- R. H. LAMBERT, Calumet, Mich.  
 Epitaph: "One Pinch, a hungry, lean-faced villain,  
 A mere anatomy."  
 Specialty: Lambert's Listerine.
- S. LEO McHUGH, Windsor, Ont.  
 Epitaph: "To be great is to be misunderstood."  
 Specialty: Minutes of the Class of 1916.

- ARTHUR McARTHUR, Lapeer, Mich.  
 Epitaph: "There was a laughing devil in his sneer."  
 Specialty: Judicious imbibing of alcoholics.
- GEO. M. MURRAY, Detroit, Mich.  
 Epitaph: "Whose little body lodg'd a mighty mind."  
 Specialty: The study of the intangible problem: Why girls leave home.
- A. A. McNABB, Elkton, Mich.  
 Epitaph: "When I beheld this I sighed and said within myself, 'Surely  
 mortal man is a broom-stick.'"  
 Specialty: Somnolence and somnambulation.
- G. CARLETON MATHEWSON, Battle Creek, Mich.  
 Epitaph: "The schoolboy with his satchel in his hand,  
 Whistling to keep his courage up."  
 Specialty: Solicitous dispensation of knowledge.
- JNO. J. MILLER, Jr., Detroit, Mich.  
 Epitaph: "I live an idle burden to the ground."  
 Specialty: A book, "How to Pick a Lottery Ticket."
- FRED N. MOREFORD, Traverse City, Mich.  
 Epitaph: "Night after night,  
 He sat and bleared his eyes with books."  
 Specialty: An exhaustive research in the constituents of Stroh's beer.
- C. R. MUELLER, Jr., Detroit  
 Epitaph: "But he lay like a warrior taking his rest  
 With his overcoat around him."  
 Specialty: Prohibition candidate for class president.
- WALTER J. MULLENHAGEN, Detroit  
 Epitaph: "God made him, and therefore let him pass for man."  
 Specialty: A successful method of concealing cerebral activity.
- P. H. LIPPOLD, Escanaba, Mich.  
 Epitaph: "He had a face like a benediction."  
 Specialty: Beatific contentment.
- A. ROACHE PEARCE, Dollar Bay, Mich.  
 Epitaph: "His nose was sharp as a pen and a' babbled of green fields."  
 Specialty: Racking brains (his own).
- VERN H. RICHESON, Gladwin, Mich.  
 Epitaph: "A buck of the first head."  
 Specialty: Spectacular spectacles.
- C. J. ROBERTSON, Litchfield, Minn.  
 Epitaph: "The baby figure of the giant mass  
 Of things to come."  
 Specialty: Atavistic combats.

HIRSH SHILKOVSKY, Detroit

Epitaph: "He left a name at which the world grew pale  
To point a moral or adorn a tale."

Specialty: Drugging the innocent public.

WM. G. SCHLEGELMILCH, Detroit

Epitaph: "A little, round, fat, oily man of God."

Specialty: Hunting the Leucocyte or Thru the Jungles with a Streptococcus.

G. M. REDMAN, Cheboygan, Mich.

Epitaph: "A wit with dunces and a dunce with wits."

Specialty: Mental immobility.

V. FRANCIS RYAN, Escanaba, Mich.

Epitaph: "But what am I?"

An infant crying in the night,  
An infant crying for a light,  
And with no language but a cry."

Specialty: Always doing——.

R. G. TUCK, Marlette, Mich.

Epitaph: "The most senseless and fit man;  
From the crown of his head to the sole of his foot he is all mirth."

Specialty: Forensic effusions.

R. E. TOMS, Detroit, Mich.

Epitaph: "It is some compensation for great evils in that they enforce  
great lessons."

Specialty: Pacific imperturbability.

CHARLES A. TIEFER, Jr., Trenton, Mich.

Epitaph: "Ye diners out from whom we guard our spoons."

Specialty: Nerve specialist.

J. P. TABINSKI, Detroit, Mich.

Epitaph: "I would to God thou and I knew where a commodity of good  
names were to be bought."

Specialty: Garrotting the sophomores.

CYRIL K. VALADE, New Baltimore, Mich.

Epitaph: "A college joke to cure the dumps."

Specialty: The etiquette of the classroom.

OTTO WALWORTH, Reese, Mich.

Epitaph: "Framed in the prodigality of nature."

Specialty: A book, "How to Keep Cool in January." (Note: Owing to  
the popularity of its author this book has met a wide sale. It  
hasn't much merit otherwise, however, as the profligate re-  
marked when informed that money was the root of all evil.)


G. J. WARNSHUIS, Holland, Mich.

"Thus, all good things need must come to an end."



FRATS.





Nu Sigma Nu Fraternity

## Nu Sigma Nu

Founded at the University of Michigan, 1882

MEMBERS IN FACULTY

DETROIT COLLEGE OF MEDICINE

1912-13

E. L. Shurly	F. W. Robbins
Daniel La Ferte	Angus McLean
Eugene Smith, Sr.	Don M. Campbell
David Inglis	P. M. Hickey
Charles G. Jennings	A. W. Ives
E. J. Snyder	B. R. Shurly
E. W. Haass	W. G. Hutchinson
H. R. Varney	George E. McKean
Aug. Gorenflo	Rolland Parmeter
E. H. Hayward	George O. Pratt
G. H. McMahon	John C. Dodds
V. C. Vaughan, Jr.	P. C. McEwen
G. H. McFall	A. D. La Ferte
J. C. Jacob, Jr.	D. A. Campbell
O. Arndt	P. E. Moody
C. B. Lundy	H. L. Begle
E. J. O'Brien	A. M. Sterling
H. W. Hewitt	Eugene Smith, Jr.
A. W. Blain	E. L. Robinson
G. B. Lowrie	A. E. Naylor

## Beta Chapter

Instituted May 17, 1889


### ACTIVE CHAPTER ROLL

Fred T. Leu, '13	W. W. MacGregor, '15
Paul R. Sigel, '13	L. F. Kennedy, '15
H. G. Defnet, '13	G. K. Pratt, '15
L. B. Ashley, '14	Wynand Pyle, '15
L. R. Phillips, '14	Carl Hanna, '16
L. S. Potter, '14	C. R. Mueller, '16
A. G. Kersten, '14	C. J. Robertson, '16
J. A. Belyea, '15	E. A. Drolshagen, '16
R. H. Bookmyer, '15	Chas. A. Teifer, '16

## Chapters

ALPHA	University of Michigan
BETA	Detroit College of Medicine
DELTA	University of Pittsburg
EPSILON	University of Minnesota
ZETA	Northwestern University
ETA	College of Physicians and Surgeons, Chicago
THETA	Ohio-Miami Medical College
IOTA	College of Physicians and Surgeons, New York
KAPPA	Rush Medical College
LAMBDA	University of Pennsylvania
MU	Syracuse University
XI	University and Bellevue Hosp. Medical College, N. Y.

OMICRON	Albany Medical College
ALPHA KAPPA	
PHI	Washington University
RHO	Jefferson Medical College
SIGMA	Western Reserve University
TAU	Cornell University
UPSILON	Cooper Medical College
PHI	University of California
CHI	University of Toronto
PI MU	University of Virginia
BETA ALPHA	University of Maryland
BETA BETA	Johns Hopkins University
I. C. I.	University of Buffalo
BETA DELTA	State University of Iowa
BETA EPSILON	University of Nebraska
DELTA	
EPSILON IOTA	Yale University
BETA ETA	Indiana University School of Medicine
BETA THETA	University of Kansas School of Medicine
BETA IOTA	Tulane University of Louisiana
BETA KAPPA	Harvard University School of Medicine



Phi Rho Sigma Fraternity

## Phi Rho Sigma

Founded at Northwestern University, 1890

FRATERS IN FACULTY

DETROIT COLLEGE OF MEDICINE

1912-13

Guy L. Kiefer, M. D.

F. I. Stephenson, M. D.	W. M. Donald, M. D.
J. E. King, M. D.	E. W. Mooney, M. D.
G. M. Byington, M. D.	R. Yates, M. D.
Gustave Kemp, M. D.	R. E. Mercer, M. D.
F. D. Blanchard, M. D.	C. D. Brooks, M. D.
R. C. Hull, M. D.	J. A. McMillan, M. D.
J. P. Oldani, M. D.	A. H. Steinbrecker, M. D.
John E. Clark, M. D.	G. A. Anderson, M. D.

## Epsilon Chapter

Founded February 20, 1897

### ACTIVE CHAPTER ROLL

C. E. Edmison, '13	B. H. Larrison, '14
C. C. Gmeiner, '13	F. Gottschalk, '15
R. A. Alton, '13	Thos. Marsden, '15
W. Y. Kennedy, '13	Ed Best, '15
R. O. Hathaway, '13	D. M. Randall, '15
F. T. Milligan, '13	G. L. Coan, '15
R. C. Mochlig, '13	Chas. Wilson, '15
J. F. Rieg, '14	W. J. Muellenhagen, '16
B. O. Harris, '14	Don A. Cohoe, '16
F. E. Thiede, '14	Wm. G. Schlegelmilch, '16
F. W. Hyde, '14	Cyril K. Valade, '16
R. A. Woodhull, '14	R. H. Lambert, '16
V. O. Blue, '14	

### Chapter Roll

ALPHA	Northwestern University, Chicago, Ill.
BETA	University of Illinois, Chicago, Ill.
GAMMA	Rush Medical College, Chicago, Ill.
DELTA	University of Southern California, Los Angeles, Cal.
EPSILON	Detroit Medical College, Detroit, Mich.
ZETA	University of Michigan, Ann Arbor, Mich.
THETA TAU	University of Minnesota, Minneapolis, Minn.
ETA	Creighton University College of Medicine, Omaha, Neb.
IOTA ALPHA	University of Nebraska, Omaha, Neb.
IOTA BETA	University of Nebraska, Lincoln, Neb.
KAPPA	Western Reserve University, Cleveland, Ohio
LAMBDA	Medico-Chirurgical College, Philadelphia, Pa.

MU	University of Iowa, Iowa City, Ia.
NU	Harvard University, Boston, Mass.
OMICRON	Wisconsin College of Physicians and Surgeons, Milwaukee, Wis.
PI ALPHA	Indiana University School of Medicine, Indianapolis, Ind.
PI BETA	Indiana University School of Medicine, Bloomington, Ind.
RHO	Jefferson Medical College, Philadelphia, Pa.
SIGMA	University of Virginia, Charlottesville, Va.
UPSILON	University College of Medicine, Richmond, Va.
PHI	University of Pennsylvania, Philadelphia, Pa.
SKULL AND SCEPTRE	Yale University, New Haven, Conn.
CHI	University of Pittsburg, Pittsburg, Pa.
PSI	University of Colorado, Boulder, Colo.
ALPHA OMEGA DELTA	University of Buffalo, Buffalo, N. Y.
INDIANA ALUMNI ASSOCIATION	600 American Central Bldg., Indianapolis, Ind.





Phi Beta Pi Fraternity

## Phi Beta Pi

Founded at Pittsburg, Pa., March 10, 1891

MEMBERS OF FACULTY  
DETROIT COLLEGE OF MEDICINE  
1912-13

W. J. Seymour	R. Beattie
R. C. Audries	S. F. Haverstock
G. C. Chene	L. H. Childs
W. C. Martin	T. F. Brady
L. J. Hirschman	R. G. Shaw
L. L. Zimmer	T. W. Organ
W. E. Blodgett	H. R. Coll
F. B. Burke	Thomas Brennan
R. C. Wollenberg	

## Kappa Chapter

Instituted March 10, 1903


### ACTIVE CHAPTER ROLL

F. A. Baker, '14	C. V. High, '14
B. D. Campbell, '15	R. W. Hughs, '16
J. T. Carr, '15	L. S. Hill, '14
A. L. Gignac, '14	H. F. Kirkham, '13
H. L. Hurley, '13	F. C. Musser, '15
L. T. Henderson, '14	G. W. Ridenour, '13
H. Havers, '13	C. T. Spencer, '13
M. M. Jones, '15	H. F. Sullivan, '15
W. F. Mayor, '13	N. L. Woodry, '13
R. H. Renz, '14	D. C. Weir, '14
Don Bartholomew, '16	M. R. Slattery, '14
T. V. Carney, '15	R. G. Tuck, '16
S. A. Flaherty, '14	F. S. Wilson, '15
A. E. Harris, '13	W. P. Woodworth, '15

## Chapter Roll

ALPHA	University of Pittsburg
BETA	University of Michigan
GAMMA	Starling Ohio Medical College
DELTA	Rush Medical College
EPSILON	McGill University
ZETA	Baltimore College of Physicians and Surgeons
ETA	Jefferson Medical College
ZHETA	Northwestern University Medical School

IOTA	College of Physicians and Surgeons, University of Illinois
KAPPA	Detroit College of Medicine
LAMBDA	St. Louis University
MU	Washington University
NU	University Medical College
XI	University of Minnesota
OMICRON	Indiana University School of Medicine
PI	University of Iowa
RHO	Vanderbilt University
SIGMA	University of Alabama
TAU	University of Missouri
UPSILON	Ohio Wesleyan University Med. Col.
PHI	University College of Medicine
CHI	Georgetown University
PSI	Medical College of Virginia
OMEGA	Cooper Medical College
ALPHA ALPHA	John A. Creighton University
ALPHA BETA	Tulane University
ALPHA GAMMA	Syracuse University
ALPHA DELTA	Medical Chirurgical College
ALPHA	
EPSILON	Marquette University
ALPHA ZETA	Indiana University Col. of Med.
ALPHA ETA	Medical Dept. University of Virginia
ALPHA MU	University of Louisville
ALPHA IOTA	University of Kansas
ALPHA LAMBDA	University of Oklahoma



Alpha Phi Sigma Fraternity

## Alpha Phi Sigma

Founded at the College of Medicine of the University of Illinois

FRATERS IN FACULTY  
1912-13

I. L. Polozker, M. D.

## Delta Chapter

Founded January 1, 1913

ACTIVE CHAPTER ROLL

A. Fellman, '13	A. Kovinsky, '15
A. E. Schiller, '14	M. P. Fisher, '15
S. J. Eder, '14	S. Barnett, '16
M. Bernstein, '14	S. Danziger, '16
D. H. Weingarden, '14	

## Chapter Roll

ALPHA	College of Medicine of University of Illinois
BETA	Rush Medical College, Chicago
GAMMA	Northwestern University, Chicago, Ill.
DELTA	Detroit College of Medicine



Skull and Sceptre

## Skull and Sceptre

Organized 1912

### Members

1914

J. F. RIEG  
L. R. PHILLIPS  
F. C. THIEDE

1915

G. L. COAN  
R. H. BOOKMYER

1916


C. J. ROBERTSON  
C. HANNA  
R. H. LAMBERT  
C. R. MUELLER, Jr.





Surgical Clinic, St. Mary's Hospital

# Athletics



Base Ball Team

## Base Ball

The Base Ball Team of the Detroit College of Medicine was organized by students of the college in the spring of 1910. It is controlled by the faculty and the students through the medium of an advisory board composed of three members of the faculty and the business manager and secretary-treasurer chosen from the student body. The 1910 board consisted of Dr. McGraw, Dr. Field and Dr. Snyder, representing the faculty, and Paul Klebba, '14, business manager, and K. A. Belyea, '15, secretary-treasurer, representing the student body. The team is financed by subscriptions from the faculty and students.

The 1912 team which was the first representative team the college ever supported, was very successful. G. W. Wilson was chosen manager.

Due to the late date of organization, there was much difficulty in arranging a schedule; for this reason only nine games were scheduled, seven of which were played and two canceled on account of inclement weather. Of the seven games played, four were won, two lost and one tied.

The line-up varied to some extent during the season, but the representative team was composed of the following men:


Pitchers—Downer, '14, Reig, '14, Klebba, '14  
 Catchers—Bennett, '15, Haynes, '14  
 1st Base—Woodworth, '15  
 2d Base—Quinn, '15  
 3d Base—Mayer, '13  
 S. S.—G. W. Wilson, '14  
 O. F.—C. A. Wilson, '15, Coan, '15, Havers, '13  
 Substitute Players—Slattery, '14, Eder, '14

The catching and batting of Bennett, '15, and the pitching of Downer, '14, were exceptional features during the season. Two other men who deserve special mention are the two "Bills," Woodworth and Mayer. Woodworth is considered one of the best first basemen in amateur circles, and few can cover the ground at third which Bill Mayer guards. Klebba had some hard luck in the pitcher's box, and was transferred to the outfield late in the season, where he became a star both in the field and at bat. Another man who deserves special mention is Coan, '15. He started in the infield, but was transferred to the outfield on account of his tendency to become rattled. In the latter position he was a great success.

The first game played was lost to the University of Detroit at Mack Park. The second was won from Assumption College and the third was won by a decisive score from the Detroit Business University. The fourth, which was the best game of the year, was won by a score of five to four from Assumption after a hard fought battle. In this game Downer showed a great deal of nerve and steadiness; in the eight innings pitched he allowed Assumption only one hit and struck out fourteen men. Reig, who started in outfield, was hurt quite seriously in this game, and did not return to form the remainder of the season.

The fifth game was played at Ypsilanti. It was lost in the early innings. The next, with the Detroit Business College, resulted in a decisive victory, and the last one played, which was with the Detroit University School, was called at the end of the ninth inning on account of rain. The score stood four to four. Two games scheduled with Toledo University were canceled on account of inclement weather.

On the whole the team was a success, and afforded a season full of pleasure. The college, as a whole, felt the benefit from the revival of the athletic spirit, and was prompt and enthusiastic in its support.



### Serenade

On thy thatched roof the leaves are falling,  
The needles of the pines are shed,  
The midnight skies above thee calling,  
To bring sweet sleep about thy bed.


Dream of murmuring summer breeze,  
While raging storms above thee roar,  
Dream that beneath the green birch trees,  
Thou slumberest in my arms once more.

When to thy window the winter's storm  
Comes striding like a white clad lover,  
Dream a dream that will keep thee warm,  
Sleep on within thy cabin's cover.

Dream of murmuring summer breeze,  
While raging storms above thee roar,  
Dream that beneath the green birch trees,  
Thou slumberest in my arms once more.

*From Swedish*

B. H. LARRSON



Alumni

## Alumni Association

The Alumni Association of the Detroit College of Medicine has had a long and interesting career since its origin in 1886, and probably no period of this time has had a more critical and yet hopeful future than has this present time.

March 3, 1886, a joint meeting of the two associations, one the association formed in 1875 by the seventh graduating class of Detroit Medical College, the other organized in 1881 by the first graduating class of the Michigan College of Medicine, was held in the college building, and both associations resolved to form a new association, and instructed their executive committees to meet and transact such business as was necessary.

The new organization thus formed was known as the Alumni Association of the Detroit College of Medicine. The first officers were: President, Dr. John Snyder (now deceased); Vice-President, Dr. T. J. Langlois; Financial Secretary, Dr. Newton W. West; Historian, Dr. John McKinlock; Executive Committee, Drs. C. G. Jennings, E. A. Chapoton, J. B. Kennedy, C. P. Frank and O. W. Owen.

The constitution adopted by this association could scarcely be improved on at the present time. We believe, though the task has been a tedious one at times, that in the main the true object of this constitution has been conformed to by the majority of the members. Following is a portion of this constitution:

Section 1—The aim shall be to establish communication between all those who are eligible to its membership, that they may counsel and labor together harmoniously for all their common objects as members of the medical profession.

Section 2—Among these objects are recognized the promotion of a just and liberal policy towards our beloved medical Alma Mater, the Detroit College of Medicine, and the cultivation of its friendly relations with the profession in this and other states; the preservation of college ties and the culture of social fellowship between the different classes of the Alumni, and the promotion of the best possible means of instruction and training in the Alma Mater.

Of the presidents of the old Medical College Association, those still living are Drs. T. J. Langlois, E. A. Chapoton and J. H. Carstens. Since the union there have been twenty-six different presidents, with two holding office for two years, and only four have passed away, Drs. John Snyder, E. C. Skinner, W. E. Clark and F. D. Summers.

Some years after the forming of the new organization it became evident that it was necessary to have some means of communication with its members. Through the efforts of the junior class and under the auspices of the College Literary Society, in October, 1894, the first official organ, which was to contain all the affairs of the alumni and student body, was published, and was known as the Leucocyte. The first committee, which was instrumental in editing the first issue of the Leucocyte, which has since become the important factor in our association, was made up of Drs. B. R. Shurly, P. S. Kellogg and L. W. Knapp.

It is hoped that the association will be instrumental in developing a more enthusiastic relationship among the faculty, students and alumni. We believe a closer affiliation between student and teachers should be encouraged, and more suitable college arrangements provided, especially a place where some of the spare time of the student might be spent, such as a lounging and study room, where




amusements out of study hours might be had. A gymnasium would be a great advantage, as well as a field for athletics. This may seem improbable to some, but it is almost indispensable if we wish to have a healthful, evenly balanced student body.

The Alumni Association of today is to be classed second to none of its kind in this country as to the reputation of its clinics (the first of which was held in 1889), its financial condition, and lastly and most important, its liberal policy towards its Alma Mater, and the friendly relationship established between its members and the medical profession at large.

The following are the present officers: Honorary President, DR. DAVID INGLIS; President, DR. B. R. SHURLY; Vice-President, DR. H. E. RANDALL; Historian, DR. VICTOR SISUNG; Financial Secretary, DR. R. L. CLARK; Editor, DR. E. L. ROBINSON; Business Manager, DR. WM. HIPPE; Executive Committee, DR. F. W. BLANCHARD, DR. E. W. MOONEY, DR. JAMES CLELAND, JR., DR. A. W. BLAIN, DR. C. D. BROOKS, DR. R. C. ANDRIES.

The principle underlying the success of the Alumni Association in the past has been due to the untiring efforts of its officers and committees. Each man elected to office entered enthusiastically upon his duties, with a desire to do his best for the sake of his Alma Mater. The history at the present time is being made by men of the same calibre and zeal. The president of our association, aided by the efforts of a committee authorized appointed by the association, and also enthusiastic members have been working diligently against what might seem to be adverse circumstances, and today they have secured sufficient money to form a capitalized stock company, and thus prevent the Detroit College of Medicine from becoming extinct.

The future plans are the raising of a one million dollar endowment fund, and a college with teaching facilities second to none. In reorganizing and planning our course for the future there may be some obstacles and disappointments, yet it is hoped that our Alma Mater will be considered first of all, and that the same harmonious relations will continue as in the past.




For the New School

OUR SLOGAN

Immediate Extension  
Committee of One Thousand  
Endowment of One Million

Intellectual



Laboratories

## The Laboratories

B. O. HARRIS  
B. H. PRIBORSKY

A careful study of the progress in medicine shows it to be closely identified with the development of the laboratory sciences.

The oldest of these, anatomy, dates back to the Ptolemies. At this time the names of two men, Herophilus and Erasistratus, stand out prominently, for they are said to have been the first to have dissected live bodies.

They were followed, about 400 years later, by Galen, who had studied at Alexandria. He became imbued with the ideas of his teachers, wrote a great deal, and advised the study of anatomy, from the human body and not from books. Galen's works on anatomy were used for a great many centuries.

The true reformer in anatomy, however, was Andreas Vesalius, who studied from the bodies of criminals, and those which he had disinterred at a great personal risk. He was the first to dispute the word of Galen and point out his errors. No sooner had Vesalius appealed from the decision of Galen to the observation of nature than a crowd of anatomists were ready to follow his methods. Amongst the greatest of this period were Sylvius, Eustachius, Fallopius and Servitus.

In the 17th century we have the following men, who are to be remembered for the various structures, discovered and named after them:

Cowper, De Graaf, Wharton, Glissen, Nuck, Peyer, Stenson, Wirsung, Pacchioni, Havers, Meibom and Schneider.

In the 18th century may be mentioned Wm. and John Hunter, Scarpa, Winslow, Petit, Gimbernat, Monro, Haller, Purkinje, Portal and Morgagni.

The 19th century was a continuation of the 18th, with very little addition to the anatomical knowledge. Amongst the most prominent anatomists may be mentioned Agnew, John Bell and Magendie.

Thus, from its birth in Egypt, anatomy has grown to be the most important fundamental study in the art of medicine.

From the mysticism of the alchemists of the earlier centuries chemistry has developed into one of the most useful of the medical sciences. Were it not for the advances made by the research worker in chemistry, medicine would not have made the great strides it has during the last few decades.

Of especial importance to medicine is the organic branch of chemistry. To the physiologist, chemistry has made itself invaluable by the exact analysis of the various structures that make up the body and of the various secretions and excretions. Bacteriology would have been impossible, were it not for the stains which were devised and elaborated by the chemist. It is hardly necessary to add that were it not for the discovery of the various anaesthetics by the chemist, surgery, as it exists today, would have been an impossibility.

"Furthermore, so much depends upon the metabolism of the body in health and disease, that it is to chemistry that the scientific physician looks most eagerly for the solution of problems which each day become more numerous and urgent."

The modern era of pathology dates with the publication, by Virchow, in 1859, of his great work on "Cellular Pathology." He supplied the gap which had

arisen between anatomical knowledge and medical theory, by studying the ultimate unit of the life, the cell.

Baron von Rokitansky, through his work on pathological anatomy and in the post-mortem room (he performed more than 30,000 autopsies), placed medicine on the basis upon which it has since existed.

Although these great men were followed by numerous disciples and investigators, at present there is a great opportunity for research work along certain pathological lines, e. g., tumors.

Fifty years ago bacteriology was practically an unknown science. To Pasteur, Koch, Metchnikoff, Frankel, Weichselbaum and Ehrlich is due, in a great measure, the present high development of that science. Pasteur gave the impetus to bacteriology when, in 1857, he demonstrated that fermentation and putrefaction were caused, not by chemical forms, as Liebig had taught, but by the agency of certain low organisms. Jenner, by his work on vaccination, has, in some districts, reduced small-pox from the status of a dreaded plague to that of an almost unknown infection. The recent work of Ehrlich and Metchnikoff on immunity may also be mentioned.

Laboratory work and surgery seem but indirectly connected, yet the success of many of the more recent major operations depends upon the fact that they were first performed on lower animals.

The growth of the laboratories of the Detroit College of Medicine has been consistent with the development and progress of medicine. The first laboratories were, of course, the anatomical and chemical. Later followed the histological, pathological, bacteriological, physiological and surgical laboratories. Within the last year, clinical microscopical and pharmacological laboratories have been added.

Following will be found a brief description of the various laboratories and the work pursued in them.



## Histology—Pathology

Director—DR. E. J. SNYDER

Assistants—B. H. PRIBORSKY

B. O. HARRIS

C. G. MORRIS

The laboratory of histology and pathology occupies the northern half of the second floor of the college. The laboratory consists of a large well-lighted room in which the instruction is given, and three small rooms in which the technical work is done.

The laboratory is supplied with microscopes, microtomes, paraffin ovens, stereopticon and projection apparatus, and other equipments necessary in the study of pathological histology. Each student is furnished with a locker containing a microscope with high and low powers, and is assigned to a table containing the necessary stains and reagents for practical work.

The course in histology covers a period of 12 hours per week for 13 weeks. The student first studies the cell with its various manifestations and phenomena. The remainder of the time is spent in the study of microscopical appearance of the various epithelia, connective tissues, muscles, nerves, blood and lymph vessels, and special organs. At the completion of the course the student is required to pass a satisfactory written and practical examination.

The work in pathology covers a period of 15 hours per week for 13 weeks. The student is first taught the technique of the preserving and fixing of the tissues, preparatory to the making of microscopic sections. He is then taught the action of various reagents on the cell and the staining of tissues for microscopic examination.

About 200 specimens are given to the student as unknowns, and with the aid of the teacher, are worked out to a diagnosis. Drawings and written descriptions of the specimen are required.

The course of study includes inflammation, progressive and retrograde changes, specific infections, parasites, tumors and the more important diseases of the special organs. A written and practical examination is given at the completion of the course.

Attendance of post-mortems, with a full report of the same is required of all junior students. Material for the autopsies is provided by the St. Mary's Hospital, the Women's Lying-in Hospital and the county morgue.

## Bacteriology

Director—DR. G. M. BYINGTON

The bacteriological laboratory occupies the northern half of the fourth floor of the college. The location is exceptionally fine for the microscopical work, as the laboratory receives light on at least three sides.

Each student is supplied with an individual equipment, including a microscope, for which he is responsible. Incubators, sterilizers, autoclaves, and rooms and cages for the animals are provided.

Ten hours per week for a period of eleven weeks is spent in laboratory by the student.

The student is first taught how to make the various media used and the technique of growing, plating, isolating and staining the various bacteria. Incidentally he becomes well grounded in the principles of disinfection and sterilization. The saprophytes are studied first, until the student has mastered the technique necessary for the study of pathogenic bacteria.

Each bacterium is studied separately. Inoculations being made into animals. Autopsies are performed on the animals, the post-mortem appearance of the pathologic process studied and the germ recovered. Especial study is given to the pyogenic, diphtheria, pneumonia, typhoid, colon and tubercular organisms. The student to receive credit for the course must pass a practical examination, which consists in the identification and cultivation in pure culture of bacteria obtained from a mixed or unknown culture.

## Chemistry

Director—DR. KEMPF

Two large and well lighted laboratories are provided on the south wing of the first floor, for the study of inorganic and organic chemistry.

Twelve hours per week for a period of twelve weeks are spent in each laboratory. The laboratories are open at all times, thus affording the student an opportunity for individual work.

The laboratory of inorganic chemistry is equipped with desks, lockers and working material, as reagents, stands, glassware, etc. The equipment is individual, so that the work of the students does not conflict.

The outline of the work is similar to that in Prescott and Sullivan's "Qualitative Chemistry." The students are taught the tests for the various metals, acids and salts. Later, unknowns are analyzed. The student is also taught the toxicology of the more common inorganic poisons.

The equipment of the organic chemical laboratory does not differ materially from that of the inorganic, except that different reagents are provided as the work requires.

The work covered in this course comprises the analysis of water, milk, urine, and the alkaloids. The various organic and inorganic substances found in water are determined and the percentage of each ascertained. In milk, the percentages of protein, carbohydrate, fat and salt are determined, and tests for adulterations, e. g., formaldehyde, made. Next are taught the tests for the normal and abnormal constituents of urine, special stress being laid upon those for sugar and albumin.

The properties of the common alkaloids are studied and the tests for their presence in various substances.

At the completion of the course the student, by a written examination, must satisfactorily demonstrate his knowledge of the same.



## Anatomy

Senior Director—DR. BLANCHARD

Junior Director—DR. DUNWOODY

Assistant Demonstrators—DRS. BROOKS, ANDRIES,  
O'BRIEN, NAYLOR, UL-  
BRICHT, CHILDS

Student Demonstrators—SCHILLER, HARRIS, DOWNER,  
EDER, BOWER

The anatomical laboratory occupies the southern half of the fourth floor of the college. The laboratory is well lighted and well ventilated, the legendary odor of the dissecting room being almost entirely absent. Twelve large tables are supplied for cadavers. Lockers, charts, models, bones, etc., are provided, the student being required to supply his dissecting outfit and uniform.

The course covers a period of 18 hours per week for 12 weeks. Four men dissect on each cadaver, the freshmen studying those structures lying below the diaphragm, the sophomores those above it.

Below will be found a resume of the work pursued by each section:

### Freshmen

1st week—Regions of abdomen and contents of each. Abdominal wall; blood and nerve supply.

2nd week—Inguinal hernia and peritoneum.

3rd week—Superior and inferior mesenteric arteries and branches; portal veins. Study relations of abdominal viscera.

4th week—Small and large intestines, stomach, spleen, pancreas, liver, kidneys and ureters.

5th week—Abdominal aorta and branches. Abdominal veins. Lumbar plexus.

6th week—Ischio-rectal and perineum.

7th week—Generative organs; bladder and rectum. Cavity of the pelvis.

8th week—Gluteal region.

9th week—Anterior femoral region, femoral hernia. Posterior femoral region, popliteal space.

10th week—Anterior tibio-fibular region. Dorsum of the foot.

11th week—Posterior tibio-fibular region. Plantar region of the foot.

12th week—Articulations and ligaments.

### Sophomores

1st week—Cranial region. Outline arteries, veins and superficial nerves of head and face. Scalp and auricular region.

2nd week—External palpebral and orbital region. Nasal region. Superior, inferior and intermaxillary regions.

3rd week—Remove skull-cap. Brain and membranes. Sinuses of dura mater. Internal orbital region.

4th week—Neck; outline superficial veins, nerves and arteries. Superficial fascia. Cervical plexus, superficial branches. Posterior triangle of neck.

5th week—Anterior triangle.

6th week—Temporal and masseter muscles. External pterygoid muscle. Internal maxillary artery.

7th week—Pectoral and axillary regions. Brachial plexus.

8th week—Thorax and thoracic viscera.

9th week—Back.

10th week—Shoulder and arm.

11th week—Forearm and hand.

12th week—Articulations and ligaments.

Dissections are carefully done, special stress being laid upon the relations of the various organs and tissues. The dissections are supervised by the demonstrators, who lecture to and quiz the students. Drawings and explanations of each dissection are required. At the completion of the course the student is required to pass a "star chamber" examination on the work covered.

## Surgery

Director—DR. WM. SEYMOUR

Assistants—DRS. OLDNEY AND KILROY

The aim of the faculty in adding this department was to give the student a skill in operating which would be based on a practical knowledge of anatomy.

The laboratory is situated in the northern half of the basement of the college. It is equipped with tables, blackboards, lockers, wash-stands and a library for the use of the students.

The work consists of making sutures, tying knots, and performing various operations, first on the cadaver, and later on dogs. The students work in pairs, each being operator and assistant alternately. The director assigns each pair an operation for the following day, when he questions them on it before it is performed on the cadaver or dog.

The dogs are handled with the utmost care, the operation being performed under general anesthesia, strict asepsis being observed. They are carefully watched after each operation, and if death occurs, a post-mortem is held and the cause of death ascertained. Each operation, both major and minor, is thus performed.

Six hours per week for 10 weeks is allotted to this work. The student is then required to write a thesis on each operation performed, and pass an oral test on the work covered.

## Pharmacology

Director—THOMAS SAGE, PH. G., M. D.

This is a practical laboratory course in which special attention is given to the preparations of the United States Pharmacopoeia and National Formulary.

Each student personally deals with the various manipulations of one or more of each class of pharmaceutical preparations, and the application of such from a pharmacodynamic standpoint.

The student is given practical instruction in the art of compounding prescriptions, under the personal supervision of Dr. Sage at St. Mary's Free Dispensary.

## Physiology—Clinical Microscopy—Clinical Diagnosis

Senior Director—DR. J. E. DAVIS

Junior Director—DR. GEIB

These laboratories occupy northern wing of the third floor of the college.

The laboratory course in physiology in the sophomore year is divided into two sections, the first section taking the course during the first semester, the second section during the second semester.

The laboratory work seeks to assist and help explain the didactic lectures as well as to emphasize them. Quizzes are also given in the various subjects as they are taken up in the laboratory. Each student is required to keep a note book which is corrected and graded by the instructor at the end of each week.

The work consists in the experimental study on the human, the dog, the rabbit, the guinea pig and the frog, of the action of the muscles, nerves, circulation, respiration and the special senses. An analysis is also made of the various secretions and excretions of the body, each student being required to make a complete macroscopic, microscopic and chemical examination of sputum, milk, gastric contents, urine and feces. Several blood counts are made, and it is sought to emphasize the importance of recognizing the normal red and white cells. At the completion of the course the student is required to pass a practical as well as a written examination.

Clinical microscopy was added to the course of the junior year, the second semester of the present college year. The class is divided into two sections, each section having the work five days a week, from 11 A. M. to 12:30 P. M., for six weeks. The course was added to span the hiatus which existed between the work of the sophomore and senior years, and to give the student a better understanding of pathological conditions of the blood, circulation, and the various secretions and excretions of the body.

The sputum is first studied macroscopically and microscopically, special attention being given to the conditions from which the various specimens were obtained, and the clinical history of the patient, providing it is possible to obtain a history.

The student is taught the correct method of passing a stomach tube, and after obtaining the gastric contents, the method of making a chemical and microscopical examination. The urine is likewise thoroughly analyzed. The value and the technique of the phenolsulphonaphthlein test and its relation to blood pressure is demonstrated. Milk and fecal analysis are also studied.

Relatively more time is spent on the study of blood than on any other one subject. Each student is required to procure his own haemocytometer and make several complete blood counts. Pathological conditions of the blood are thoroughly studied.

The study of the relation of blood pressure to the various diseased conditions and its relation to the pulse rate is shown.

The laboratory work in clinical diagnosis for the senior students was formerly held at St. Mary's Hospital, but during the present year, it was found necessary

to lengthen the course from six to twelve weeks, and on account of the lack of room at the hospital, the laboratory was transferred to the college.

Each student is required to keep a record of all the work done, and if possible, to have a short history of the case from which the specimen was obtained. The value of laboratory work, when taken into conjunction with the clinical symptoms, and also the value of repeated examination, is shown. After the completion of the course, the student should be a keen observer, have good technique, and be able to make a reliable examination of the sputum, blood, milk, feces and urine, and understand the relative value of his findings as a diagnostic guide.



## Mr. Asa Gray's Description of a Sophomore

A sophomore is a long bone, presenting a shaft and two extremities. It is marked at its upper extremity by a tubercle. (There is some difference amongst authorities as to whether this protuberance should be termed a head, knob, or corpus ligni, but the consensus of opinion is that because of its superficial resemblance to such objects it should be named a head, with the modification of sophomoreic to avoid confusion.) Anteriorly and a little below the mid-line is a large, rounded orifice, generally open, and in the recent state, constantly emitting wise but disconnected statements. Immediately below this is another orifice, similar in size and shape, and except in certain anomalies, continuous with the former. It performs the same functions as the former, but it is owing to the frequent incoherent action of these two that confused babblings are so often heard issuing from the organ. It will be seen that these openings or lacunae resemble what is commonly known as a mouth, but technically as an "os."

The remainder of the structure is of little importance in a physiological way, but its description is of interest. On either side of the tubercle is a large projection, often enormously developed and corresponding to the ear in the normal human being. When cleared of their yearly accumulations of dirt and other foreign matters, they furnish excellent receptacles for professors to lecture and expectorate into.

The lower extremity is bifurcated. The bifurcations extend directly downward and outward (*subextentiunt ad lateralibus*) and are generally prodigiously enlarged at the distal ends. Most of them present peculiar anomalies in their course, giving rise to the conditions variously known as knock-kneed, bow-legged, rickets, etc., *ad infinitum*. (*vid. Hippocrates, vol. 23.*)

The shaft was intended by nature to be erect and of a vertical position, but on account of the many corrupt practices, among them the mal-treating of freshmen, and the hard, unyielding classroom seats, they nearly always appear extremely convex from the posterior aspect. This convexity combined with the convexity or rotundity of the anterior or ventral surface, due to constant over-feeding and the imbibing of alcoholics, gives to the shaft a most grotesque appearance.

GERRIT WARNSHUIS

## On the Rarity of Common Things

Passing a shop window I saw a neatly framed wall motto—thus: "You have brains in your head; can you prove it?"

Of course, we all have brains in our heads, *but* can we prove it?

There's an interesting machine called a phonograph, it has a perfect unerring memory, but it can't prove itself to have brains. Clearly then, memory is not at all a proof of the existence of brains. How prove it? Can we think? Really think?

While waiting for some tardy members of one of the round-table domestic quizzes, I read, to the men already there, a singularly clear account of a case which a brother doctor had written me. One and another student made some feeble comment, but one man took the problem up, reasoned out that the physician's patient could not have a certain disease because of certain symptoms, and that the disease was so and so because of other symptoms. It was a beautiful analysis; the young man had brains in his head and proved it not by remembering only, but by thinking. It is true that his memory served him first by remembering the items, read once in his hearing in the letter, and second by remembering what he had read in books, but the final proof was his ability to think, to reason.

Incidentally the test proved another thing; his mind had ability to give attention accurately, one reading was enough to enable him to take in all the details of the case.

Brains and memories are as common as dandelions. Attentive and reasoning minds? These seem to be the gifts of the gods, yet in fact they can be cultivated in any garden. These are the minds for which the world waits. 'Tis a plant worth laborious culture.

Once on a final oral examination, I discovered a nice young man who could promptly give all sorts of laboratory tests, but in some miraculous way he fell down utterly on such questions as these: what are "the shingles," what is scrofula?

A certain dignified and handsome young doctor, worthy confrere to my victim, called to see an Irish woman's boy, found the little chap with fever, a wide-spread rash, red eyes, and nose running. He examined the rash with great care and at great length. The mother, growing impatient, asked his decision. "Madame," he said, "bring me a teaspoon." Examining the fauces he found them swollen and redpeppery. He then carefully examined the rash some more. Mrs. Kelly squared away, hands on her broad hips, and demanded, "Doctor, what ails my Tommy?" Rising to his full dignity he replied, "I don't suppose, madame, that you will understand, but your son has conjunctivitis." "Conjunctivitis, is it?" says she. "Is that the name you doctors give to the measles?"

'Tis just as well on the sea of scientific achievement to keep in touch with the shore of common things, and never get out of sight of the lighthouse of common sense, that exceedingly rare common thing.

A certain country-man was in the habit of going bare foot and bare headed in all but the coldest winter weather. His big bones, hard muscles, big shock of black hair and indomitable will made him a strange character. Far enough from

home to be unknown he strolled into a warehouse of agricultural machinery. A dapper young salesman discovered him with mouth agape gazing at the big power threshing machine. On his inquiring "how much is one of them machines worth?" the young clerk, having contempt for his appearance, stated a price very much less than the real selling price. Pulling out a big roll of bills the uncouth, foolish looking farmer said, "I'll take it." This fable teaches that it takes a wise man sometimes to learn the very common truth that the only safe plan is to remember that men hide their souls behind the masks we call faces.

DAVID INGLIS, M. D.



Mrs. and Mr. Edward Sainsbury

Guardians of the Halls



## The Great Anatomy Ball

The chief dissector of the anatomical laboratories of the Detroit College of Medicine desires to announce that at the next reduction of inguinal hernia to a simple follicle, the ilio-tibial band will play at the saphenous opening.

In honor of the occasion all trimmings will be appropriately decorated with lymphatic nodules and aponeurotic fasciae. All those living in the hypochondriac and epigastric regions are cordially invited to attend. Those suffering from jaundiced livers and septic gall-bladders are invited to make themselves conspicuous by their absence. All expenses will be provided from the pouch of Douglas.

We wish to announce further that thru months of persistent labor we have succeeded in deepening the iliac and infraclavicular fossae so that the most perfect acoustic effects will be produced.

As another striking effect, we might casually mention that the crural arch has been most aesthetically festooned with crypts of Lieberkuhn, and covering the whole of this magnificent piece of architecture is a glorious canopy of squamous epithelium. Suspended from numerous tubercles and processes and condyles are dangling Malphigian bodies.

Patrons will find a most delightful orchidopexy and an unusually extenuated epididymis. As an idiosyncrasy of the evening, exophthalmic goitres will be provided as cuspidors. As a special feature of the evening, we offer the water sisters, Irene and Urine, in a selected solo.

We wish to caution the public against having the nerve to appear in medullary sheath-gowns or periosteal coverings.

To the lady presenting the most oedemic face and the greatest quantity of hydatidiform molds will be presented a most beautiful femoral ring, set with lustrous, morganatic corpuscles.

In conclusion we guarantee this to be the most elite affair of the school year.

## Localization of the Psychological Centers

It must be of interest to the medical profession, graduate and under-graduate, to know that a noted English psychologist, Bernard Hollander, has collected, tabulated and classified some 850 cases of operations and autopsies, reported by over five hundred different men, of the United States and Europe, and extending over a period of fifty years, which practically prove that certain, at least, of the psychological centers can be as definitely localized in the cerebral cortex, as are the well-known motor areas, bordering the fissure of Rolando. Broadly speaking it can be said that the frontal are the lobes of the intellect, that there are located the centers of apperception, of logical reasoning, of judgment, of the ethical and aesthetic sentiments, of inhibition and self-control. Embryology and anthropology show that the reflective and reasoning faculties are the latest to arrive to the individual and to the race. The frontal lobes are the last to appear, ontogenetically and phylogenetically. The brains of microcephalic idiots show arrested development, mostly of the frontal lobes; likewise examination of the brains of imbeciles and those of savants show great contrast in frontal development, not elsewhere. Also in the individual the association fibres, running to the frontal lobes are the very last to put on their myeline sheath, not doing so till long after birth. But eloquent and corroborative as are the above facts, they are not conclusive proof. This latter has been furnished by this classified report of many cases of psychoses that have come to operation, or been studied at post-mortems. Lesions affecting the frontal lobes result in defects or reduction of the mental and ethical powers, stimulating or irritating lesions causing conditions of elation, of euphoria, of delusions of grandeur and power; destructive lesions causing dementia.

Of the many cases reported, one only will be here given. The crow-bar case, because of its notoriety, will be briefly related: Phineas P. Gage, aged 25 years, while not educated, possessed a well balanced mind, and was considered a capable and industrious business man; while engaged in blasting rock, as the result of a premature explosion, a crow-bar, 3 ft. 7 in. long, 1¼ in. in diameter, and weighing 13 pounds, was driven into the left angle of the patient's jaw, passing out thru the top of his head near the sagittal suture, in the frontal region; at first stunned, after an hour the patient was able to walk up a long flight of stairs, and give the surgeon an intelligible account of what had happened. He lived twelve years after the accident, but the change in his mind was so great that his employers could not give him back his position; unlike his former self, he became fitful, irreverent and profane; he possessed the intellect of a child, with the animal passions of a strong man; as his friends said—he was not at all the same man.

The British Medical Journal, 1891, reports the following: Woman, age 39, received stunning blow on the top of her head, following which, after a few days, she suffered from severe headache, and had delusions of grandeur, believing herself possessed of great wealth, etc. The point of the blow, 1 in. to the right of the middle line and 1 in. behind the coronal suture, was extremely painful, and was chosen as the spot for operation. Trephining disclosed considerable bulging of the tissue, denoting pressure; the dura was incised and a considerable quantity of fluid drained away; the headache and delusions both permanently disappeared.

These two, chosen from many cases tending to prove the intellectual function of the frontal lobes, are paralleled by many others, showing the part of the encephalon back of the fissure of Rolando to be the emotional brain, the parietal containing the somæsthetic centers, as well as those of the visual memories; these lobes when irritated produce states of melancholia, and suicidal tendencies. From hundreds of cases reported only one will be given, as follows: (London Lancet, 1907) Patient, a physician, aged 39, fell, striking heavily on his head; he did not believe himself much hurt; shortly after the fall, however, he began to suffer from hemiparesis; became anxious and depressed, accusing himself of all sorts of evil deeds; he made several attempts on his life, so that he had to have a companion. Six years after the accident, when in a condition of melancholia, with decidedly suicidal tendencies, he was operated on; an opening being made behind the parietal eminence, which was always painful, and decidedly under a cicatrix. Two trephine openings, about one inch in diameter, were made, the bone was ivory like, with no diploe, the thickened dura was attached to the bone, the brain bulged into the wound and did not pulsate; on incising the dura a stream of clear fluid escaped. On recovering from the operation patient was free from pain, cheerful, and of normal disposition, being able to resume his practice. He has remained well.

In the temporal lobes are developed those centers that concern the instinct of self-preservation, namely, taste, smell and hearing, also hunger and thirst; when pathologically stimulated there are delusions of these senses; also rage and fear, the two strongest emotions, when active, throw all the voluntary muscles into a condition of the utmost activity, either to catch its prey or itself escape capture. In a general way delusions of persecution, with homicidal tendencies, result from lesions of the temporal lobes. Two cases will be briefly reported, viz: (From the Journal of Mental Science, 1875) J. S., aged 51, received an injury to head and became insane. He was restless, raging and dangerous to others, and so remained till the forming of a large abscess in the left temporal fossa, which was opened, when he became sane again.

(From the Lyon Medice, 1881) Patient, aged 41, admitted to asylum on account of maniacal furor, examination of head showed slight wound just above left auditory meatus; on probing, fracture of bone beneath was discovered. He was trephined and pus evacuated from beneath the dura; two days later, he recognized his friends, made sensible inquiries, wrote an intelligent letter, and one month later left the hospital a well man, in which condition he reported himself three months after.

There is also ample reason for believing the occipital lobes to contain the centers for the instincts of gregariousness and affection. The following two cases illustrate:

(From Vierteljahrsschrift für gerichtliche Medizin) Marie Koster, aged 22, fairly well educated, of a nervous type, and religiously inclined. The defect in her character was absence of all affection, culminating in an active dislike of her parents. One morning, apparently in full consciousness, she killed her mother. She was executed, and post-mortem showed the occipital convolutions defectively developed, and very small, not covering the cerebellum.

(From the Journal of Physiological Medicine, vol. xi) L. D., a female criminal patient, was tried for the crime of infanticide. She died some years later, when an autopsy showed serious infiltration of the left occipital lobe.

The lateral lobes of the cerebellum seem certainly to be concerned with libido sexualis. From many cases the two following are outlined:

Reported by Dr. Bernard Hollander: Girl of 15 years, perversion and exposure; was found to have extensive cerebellar abscess; extension from middle ear infection.

(From Archives de l'Anthropologie Criminelle, 1891) Case of handsome, intelligent young man, who formed many liaisons with different domestics, of whom he soon tired and then murdered. His sexual vigor was extraordinary. He was executed at the age of 36; his cerebellum was found to weigh more than 25% above the normal, or 196 grams.

These cases are simply reported to show that the claims for cortical localization of at least the elementary psychical centers have a real foundation, and are not the wild dreams of the phrenologist.

In view of the many hundred cases of autopsies and operations reported, not to mention experimental evidence, it is at least safe to say that a good start has been made towards such localization, and that when insanity or criminality results, as it often does, from focal disease, that surgery can promise a cure with as much certainty as it now does in diseases of other organs of the body.



## Our Faculty

As they pass in grand review before the critical eye of the student body:

AUGUSTUS W. IVES, M. D., to whose extreme thoughtfulness and genteel good-fellowship we heartily dedicate these lines. We hope they will be taken in the same friendly spirit as they are given. Dr. Ives, better known as "Gussie," is one of the best friends we have on the faculty, in spite of the fact that he always calls the "loll" when he gets "leddy." He is always ready to discuss any topic of the day, whether it be on psychology or on some interesting politic problem. Our only wish is that we will some day see his name blaze forth before the world with a new cure for locomotor ataxia or some of the more complicated diseases of the "blain."

THEO. A. MCGRAW, M. D., L. L. D., our dean, is the one man whom we all respect and "steer clean off." He has the undisputed faculty of "handing it out straight from the shoulder," which is always more or less convincing to the student law-breaker. He rules with the "iron hand" while present, but being a very busy man, he is not always present (very fortunate for us, indeed). It is to him we owe our thanks for the abolishment of that annual "rowdy" rush, and the substitution of pink tea and lady-fingers.

DANIEL LA FERTE, M. D., or "Dan," the only professor who can give you a "bum steer" and laugh in your face, is by no means unworthy of attention. With the ever ready aid of the late Joseph Pancoast of Philadelphia, Moore of Rochester, and the great John B. Murphy of Chicago, he is always able to give the second year men a clear idea of surgical anatomy. His interesting lectures, given with that peculiar French accent, are always a welcome factor, a great deal more so than his quizzes.

JOHN E. CLARK, M. D., without a particle of doubt, is the most welcome face that enters the lecture room door. He is the most bitter enemy that "Oxydonor" has to contend with among the medical profession. Upon his entrance into the lecture room the first thing to greet the students' ears is the old, familiar "Now-a" which is a signal to settle down in the seat and listen to some amusing discussion on the latest post-mortem findings, or a new Homeopathic dilution of some of our well-known drugs.

S. G. MINER, M. D., known better as "Roaring Jake," has only one bad fault, and that is his lecturing to the seniors; it is often necessary to suspend the other classes on account of the disturbance. Nevertheless, Dr. Miner never fails to impress on the student's mind the necessity of individual knowledge of his work, and to let the committee take to the "tall and uncut," and that without a doubt laryngology is the most important branch of medicine.

DAVID INGLIS, M. D., known to some as the "King of Grosse Ile," has a very warm spot in his heart for the freshmen. He never fails to take an hour or two of his valuable time at the beginning of each new term to lecture to the new men on the social evil, its advantages and disadvantages. According to "Davey," the freshman must learn to become a model medical student.

P. M. HICKEY, M. D., "Post Mortem Hickey," as he is called at times, has no end of trouble convincing the world that "the greatest trouble with the present-day student is that he does not learn to economize his time." When it comes to the X-Ray, however, we take the time to listen, for Dr. Hickey is the man who put the "X" in X-Ray.

C. A. LIGHTNER, M. A. Mr. Lightner is the one man on the faculty who resents the term "Doc." It must be understood that he is a lawyer, not a doctor, but not being accustomed to address our instructors as "Mr." he must excuse us for calling him doctor. The relationship existing between medicine and law is his long suit, but he will have to lecture to us for some time to come before he can convince us that after law, medicine comes first.

JAMES E. DAVIS, M. D. It has been rumored about the college that Dr. Davis has forsaken the inevitable "Protein" for the clinical laboratory work. We hope, however, that it is only a rumor, and that he will soon come back to us "bigger and better than ever," with our old friend "Protein."

E. J. SNYDER, M. D. This department would be amiss without a few words about "Doc." Dr. Snyder came to us from the Sunny South, with the reputation of an expert pathologist and a rare judge of "Fowl." He spends most of his spare time hunting, not very big game, however; just "bears," "squabs," etc. If you want a smile out of Doc which will stretch from ear to ear, just say, "Some bear last night, eh!"

G. L. KIEFER, M. D. It had always been a mystery to the junior class why the doctor, after lifting his avoirdupois up two flights of stairs, stopped at the third floor windows and looked intently down at the street, till one day some of the students solved the problem by saying that he had to get his "second wind" before he could start his lecture. If any of the students want to make themselves solid with the doctor, they should petition the board of trustees for an elevator.

J. A. MACMILLAN, M. D. "Swab it out, Mac." We consider the doctor one of our best friends, because of his painstaking methods in calling the roll, thereby giving the well-oiled machinery of the various committees time to get into smooth running order. His great success in the practice of medicine is attributed to the fact that he always sterilizes his hypodermic tablets thoroughly before using.

C. D. AARON, M. D. The doctor's iron-handed discipline has never failed to keep his classes in dietetics in holy terror while trying to explain to them the "nutwitous" qualities of "piunes, fuits and cweam." No chance for the committees with Dr. Aaron in charge!

B. R. SHURLY, M. D. Woe unto the unfortunate who is singled out for one of Dr. Shurly's quizzes. After a twenty-minute cross-examination the victim begins to think he has been called upon to deliver a lecture. In his slow, methodical manner he instills into the students a thorough knowledge of physical diagnosis and laryngology.



R. E. MERCER, M. D. He is much better known as "Vocal Fremitus." The doctor's own vocal fremitus must be very high from his very often repeated attempts to hammer into thick skulls the importance of physical diagnosis. His sunny disposition and ever present smile never fail him, even in the face of most trying situations in the class room.

W. G. HUTCHINSON, M. D. "Hutchy's" rapid metrical monotones in delivering a lecture will be remembered by us long after his subject matter has been forgotten. If anatomy must be known as thoroughly as he imparts it to us, our aspirations to become Mayos and Murphys are driven High Sky.

A. H. STEINBRECHER, M. D., "Steiny." He has his work so much at heart that when lecturing he very often resembles a "jack-in-the-box." We have often heard that he thinks in German and expresses himself in English. Whether this is so or not, we take off our hats to him when we meet, for he is very well liked by all. His face beams forth with a ray of satisfaction when he has impressed thoroughly on our minds the highly important complications which may arise from a severe case of "artery" sclerosis, etcetera, etcetera.

J. H. CARSTENS, M. D., always called "Daddy," has always been a true advocate of the extensive use of iodoform in surgical dressings, notwithstanding the fact that other surgeons claim it is breakfast food for microbes. His clinics are always very interesting and instructive, and to say the least, very amusing, often to the great discomfort of the assisting internes and nurses.

G. S. FIELD, M. D. He has been termed a "rough neck," owing to the fact that he can eject, by way of the nearest door or window, any man who attempts to "start something." He has never had a chance to demonstrate his ability as a "bouncer" because of the fact that he is an expert myologist and a clever story teller.

F. T. F. STEPHENSON, PH. G., M. D. When it comes to handling the cow's husband, we have to leave it to "Stevy," but at the same time he can back it up, and in so far as we remember has he ever made a statement and failed to prove it. Elements marked by lustre, conductors of heat and electricity and Ford automobiles are his pet hobbies, and we spent many an interesting hour listening to his lectures on them.

NATHAN JENKS, M. D. It still remains for the juniors to decide which is the most interesting part of the doctor's lecture, whether it is his "Happy Hooligan" smile, his chest position or his vigorous method of demonstrating the L. O. A. with the manikin.

I. L. POLOZKER, M. D. The doctor's greatest trouble is convincing us that the child is of more importance than the "Mudder." Of course we all believe it, but we must be reminded of it once in a while.

## The Value of Laboratory Work to the Practitioner of Medicine

By JAMES E. DAVIS, M. D.

DIRECTOR OF CLINICAL MICROSCOPY LABORATORIES

The scriptural parable of the talents is applicable to the physician. The best equipped or five-talent men use the original equipment to gain other attainments and they are successful.

The one-talent men proceed to neglect, forget and disregard, particularly the fundamental essentials of medicine with resulting loss of a much needed equipment.

A practitioner recently said to the writer that the great majority of post-graduates he had known during a long stay in Austria and Germany, were not there for advanced work, but rather for primary studies, either not learned before graduation or neglected and forgotten soon after.

It is a frequently heard argument that as soon as a physician acquires a practice at all lucrative, he has no time for laboratory work. This is true only in part, for every good business man has time always at his disposal for good business. You do not have to search long in Detroit, even among the best and busiest of the profession, for a man who will travel miles to make a five-dollar insurance examination.

An examination of the blood or feces will yield the same financial return as the insurance work with no greater expenditure of time, but the scientific exercise in the laboratory is infinitely more valuable for scholarly training.

The physicians who regularly take post-graduate work are always regarded by the profession and the better part of the laity as at once the progressives of the profession. It is to these the better fees are paid, and it is this class that commands the largest incomes. If these men find it necessary and profitable to take post-graduate laboratory work, the argument is answered.

It is true that many men have neither aptitude nor time to do laboratory work, but this does not excuse them from the possession of an intimate theoretical and a general working knowledge. It is absolutely imperative for each well informed physician or surgeon to be able to interpret and supervise his laboratory work. Interpretation of laboratory findings and their correlation with the clinical data is work for both clinical and laboratory technic. The value of the summation of all data related to a well studied case is never well done by either the clinician without laboratory knowledge, or the laboratorian without clinical knowledge.

It is an every-day observation that most clinicians comprehend a leucocytosis if it is so named, but if the count is expressed numerically, perhaps not, or if the differential count shows lymphocytes 70% and polymorphonuclear neutrophils 30%, this finding calls for interpretation.

The report of 20% eosinophiles is useless to the majority of practitioners. It does not suggest helminthiasis, chronic exfoliative skin diseases, asthma, etc.

It is one of the most satisfactory things in practice to clear up a suspected phthisis pulmonalis by a positive demonstration of the tubercular bacillus in the



sputum. After this finding, the youngest practitioner can be as positive and dogmatic in the conduct of his case as he desires.

We have demonstrated in the laboratory that a urine responding negatively to chemical tests may show blood cells in sufficient quantity for a moderately thick smear. This proves that the commonly made tests of reaction, specific gravity, albumin and sugar are inadequate.

This moves the writer to say that no graduate of today should be permitted to practice medicine without having first acquired at least a fair ability to use a microscope. It follows, of course, that a physician is not equipped for practice without a good microscope. The young physician can better do without some of the decorative furniture in his office than without a working laboratory equipment. One hundred dollars will provide a very good laboratory to begin with. From this investment more money and more prestige is to be gained than from decorative furniture, electrical apparatus or a stock of surgical instruments laid by for years, perhaps, awaiting a major operation.

One of the most available assets in the practice of medicine is *self confidence*, and this is acquired and maintained better by one in whom good diagnostic ability resides.

The expert diagnostician uses every known means at command to solve his problems; chemical, microscopical, pathological, bacteriological and experimental methods of investigation are employed freely and frequently. Without these aids, there remains an unknown side to every diagnostic problem. It is the unknown quantity that divides an otherwise positive conclusion.

All disease may be defined as deviated physiological functions. A subject may have a hypertension of the circulatory apparatus, the primary causes thereof may be in the renal tissue, which can be specifically defined by the manometer, the permeation functional test and the urinalysis.

It is unfortunate that a few years ago a division of work was made; the surgeons and internists delegated to the laboratory specialists a part of their diagnostic problems. The influence of this plan is yet with us, but the older members of the profession, who are progressive, have found it necessary to take courses of study that equip them for close supervision of all the laboratory methods utilized in making diagnoses.

It is indeed unusual and out of harmony with prevailing methods to specialize in laboratory work apart from the clinical excepting it is in research work.

It is entirely impossible to be a thorough internist surgeon or specialist of any kind without constant personal utilization of laboratory methods in diagnosis.

#### SUMMARY:

1. Laboratory work is an important source of income; particularly to the young practitioner.
2. A diagnosis fully confirmed must show laboratory findings.
3. When the findings are positive, absolutely no doubt remains in the diagnosis of the case in question.
4. Scientific habits are fostered more by laboratory procedures than by any other exercise in medicine.
5. Thoroughness of work demands that all sources of information shall be consulted.

6. The laboratory test frequently indicates pathology long before all other methods of diagnosis are available.
7. Disappearing pathology can be followed very frequently by laboratory methods only.
8. The great value of contrast and comparison of the minute with the gross appearance is hereby secured.
9. Deviated physiological function is best appreciated by an accurate measure of body products.
10. Laboratory procedures are a physiological asset if properly explained to patients.



## Student Life Abroad

In these days of strife and keen competition in business as well as professional life, those of us who have lived for a shorter or longer period of time in any of the countries of the old world, gladly wander back in our memories to those happy days. Particularly is this true with those of us who have come in close contact with the professional students and caught that spark of freedom and absolute carefreeness which is one of their chief characteristics. These students are saturated with the idea that the whole world belongs to them and to them only, no matter what happens; they are the kings of the universe, and the preservers of the aesthetic and spiritual life. Last, but not least, they are the champion merry-makers and inventors of original pranks and diversions.

In this article we will consider the student life in Sweden principally.

Sweden is a land full of poetry and rich in legends and folklores. This is, no doubt, due to a great degree to the wild grandeur of the nature; the deep, silent, pine forests; the clear blue rivers with their many cataracts; the snow-capped mountains; the light fantastic summer nights where, in some places, the sun never sets. These natural characteristics of the country are not conducive to productive labor, but more so to dreaming and imaginings. Hence, the farmer has for years and years gone by the plough and attended to his duties in a slow but tenacious way more like a somnambulist; in the long evenings he has sat on a rock and gazed at the setting sun and longed to get out, out into the great world, but not knowing where. This is the Viking blood of old which still lives in the Swedish people, and which has found an expression in the tremendous emigration to America. Here the Swede generally makes a success; the old dreamer of the great deeds is caught in the whirl of the energetic and enterprising American, and put face to face with the cold realities.

Other peoples have made good in their own countries: the American in America, the Dane in Denmark, the German in Germany, but the Swede, like his ancestors, the Vikings, has demanded foreign lands for his activity. Nowadays, however, a great awakening is taking place and much is being done by national societies to induce the farmers as well as the mechanics to remain at home and cultivate their native land.

On the other hand, Sweden has always been active in producing great scientists and in this branch the natural characteristics of the people have been cultivated with much more success. Names like Sheele, Berzelius, von Linne, Swedenborg, Arrhenius, and many others are familiar to every student of science.

With the above exposition of the psychology of the people as a background it will be easier, perhaps, to understand the student-life of Sweden. Here the lyrical, dreaming nature of the Swede has come into its rights. In the old university towns this plant has been able to grow free and luxuriantly and has after centuries secured the privileges and holiness of traditions. Here Mr. Student has been "liber studiosus" whose duty and rights have been to take part in the activities of the student body, the program of which has been pleasures, "spex," that is comedy and drama based on student life; the work has been done whenever he got good and ready to look after it. That semester in which a student takes part in a "spex" he has no time for any regular studies. The singing of the student

songs has been cultivated and brought to a very high degree of perfection, and there are few, if any students, who have not for some time belonged to a singing guild and spent much time in rehearsals and concerts. On a certain day of the week hundreds of students gather together on some open public place and sing a number of their most popular songs; this is called "the common song" and is performed with a spirit and vim that is simply captivating. One of the most famous marching songs goes about as follows:

Sing of the students' happy life,  
Let us rejoice in the days of youth,  
Our hearts still beat with ease and joy,  
Oh! thou glorious days of youth.

No storms yet dwell in our hearts,  
The hope is our faithful friend,  
And its promises we believe  
When in the grove our compacts are made,  
There, where the glorious laurels grow,  
Yes, there, where the glorious laurels grow.

The happiest fellows and the most practical jokers have always been recruited from the ranks of the "medics."

There are three medical schools in Sweden, one in Stockholm, one in Uppsala and one in Lund. To enter there the candidate must be a graduate of a gymnasium, which is equal to an American high school plus two years of college work. Up till 1907 there has been an additional requirement of from one to one and a half year's college work in physics, chemistry, zoology and botany. This meant a great obstacle to a great many who wished to follow up a medical career; for there were the different professors, in the above mentioned subjects, posted as watchmen between the philosophical and medical faculties and picked with great care those who were considered worthy of entering the medical department. Woe to the poor fellow who, in the examination for Prof. A. would say sodium hydrate instead of sodium hydroxide, which happened to be his particular catch question, or whoever got twisted in the formulas for organic or inorganic chemistry. And also woe to the student who, in his examination for Prof. B. in physics could not explain some meteorologic phenomenon that happened to be his particular pet question. Such a student could never enter the medical faculty and to him the doors to that veritable paradise were forever shut. Those students who were fortunate enough to stand the test were individually registered as "real medical students" and hurried to have new calling cards printed on which this fact stood printed in bold type. This examination has been substituted with a shorter course in the same subjects but without any further examination than a written test.

The medical studies are divided into two departments, the first giving the degree of medical candidate, the second the degree of medical licentiate. The first department includes the study of anatomy, histology, medical and physiological chemistry, physiology, pharmacology, bacteriology and general pathology. All these studies are conducted partly in the lecture room, and partly in the laboratories. Star examinations, oral and written, must be passed in each of these subjects before the student is permitted to go further. Four to four and a half years' close work generally results in the medical candidate degree. Having completed the above outlined course, the student is permitted to the clinics and com-

mences his work on the degree medical licentiate. This course begins with service in the medico-surgical clinics for six months during which time the student must perform a number of autopsies in conjunction with the clinical work, and also a four month course in special pathology. After this the following clinical courses with lectures have to be passed: six months medical; two months neurological; four months pediatrics; five months surgical; two months rhinology and laryngology; two months ophthalmology; four months at the obstetrical and gynecological clinics; three months at the medico-legal institute; two months psychiatry; two and a half months syphilidology; two month course in hygiene. A final examination is given in medicine, surgery, pediatrics, ophthalmiatrics, obstetrics, gynecology, special pathologic anatomy, medical jurisprudence. This work takes about four to four and a half years for its completion, and results in the degree medical licentiate. Thus it takes, all in all, from eight to nine years' college work to complete the medical course, and get permission to practice the art. In order to receive a doctor's degree one has to conduct some research work and write a thesis which has to be passed upon by the members of the medical faculty. Very few, however, take that degree.

Heretofore the medics have given much time to social and cultural interests which are considered to go hand in hand with the medical profession, but more intensive work is now done in the purely medical lines and this tends to shorten the average time of studies.

The medics in Stockholm have their own athletic club and are enthusiastic in the practice of out-of-door sports, such as skating, skiing, sailing and tennis.

In the universities at Uppsala and Lund there are less athletics and more card playing and drinking of "punsch."

There is, among the students, one phenomenon which is still not uncommon although less in vogue than a few years ago, and that is the so-called "old stager" who never takes a degree. That sort of a fellow thrives well in the medical department on account of the long courses, where he can go for years and do nothing without being conspicuous, since everybody knows "how long the courses are" and if no results show for many years that would be natural for a coming doctor. The extreme carefreeness and non-worrying attitude of these characters make them well liked among the busier students. Not long ago four of these "old stagers" graduated at the University of Stockholm; two were over forty and two were forty years old. Each and every medic, before leaving the university forever is obliged, by old traditions, to arrange a feast for his professors and old chums. Now when these four old stagers graduated there was a great celebration pulled off to which every professor was invited and a great number of the old pals. The menu was about as follows:

Bread, butter, brandy.  
Sandwiches, beer, brandy.  
                    a little drink.  
Bird a la Hippocrates, Acid Tannicum.  
Ice cream a la Aesculapius, Picardong.  
Punsch ad libitum.  
                    Music.

Then there was speech making and singing till morning; the finale has never been known.

There was one old fellow who, after much effort, finally graduated at the age of forty-six. He liked the different extracts mighty well and was called Yens Tenor because he always acted Caruso whenever a bit intoxicated. Yens always registered to the examinations but invariably failed to show up when the time came; sickness and other troubles never failed to come between him and the test. He had finally gotten where there was only one more subject to take—ophthalmiatrics—but as usual "took seek" when the time came for examination. The professor decided to put an end to this and went to Yens' home and made a search for him there, although of no avail; at last he found him in a restaurant where he sat alone with a glass of punsch, philosophizing over the mysteries of life. No protests helped and Yens had to follow the professor to his home where he was made comfortable in an easy chair with a cigar in his mouth, and he was put through the mill which resulted in his passing and becoming a full-fledged doctor. Now he is married to his sweetheart who had waited for him faithfully for twenty years, and to whom he had not had time to write a good letter for the last ten years, but in his short notes which he managed to send her he always ended: "As far as love is concerned, I beg to refer you to the letter of such a date, edition 190-", which had to suffice.

The Swedish physician is generally calm and confident, skeptical and humorous. There are many anecdotes told about the old professors at the University of Stockholm. One day Prof. A., who is an eminent surgeon, was to operate on a woman for hemorrhoids. Just before the operation the woman turned to the professor and asked worriedly: "Herr Professor, will it be very noticeable?" "Oh, no, my little lady," was the reply, "with a little good taste in dress I think you will be able to conceal it all right." A woman brought a little boy to the polyclinic who was believed to have swallowed a key, and wanted to see Prof. A. They reported the case to the doctor who replied, "No, she may wait." A third time this happened when the professor's patience left him and he thundered out, "That must be a damned important key since the woman is in such a hurry."

Although the medical studies are long in Sweden, every physician serves at least one year in a hospital as an interne, which brings him a small remuneration; then starts his practice. He enjoys an enviable position in society because of his training and also receives a good compensation for his services.

B. HJALMAR LARRSON, '14.

NOTE—The writer is indebted to Dr. Fritz Ronne, of the University of Stockholm, for much valuable material for this essay.





Detroit College of Medicine  
1913

## The College Building

In 1889 The Detroit College of Medicine, because of the necessity of greater facilities for lecture and laboratory work, erected a new brick structure at the present site on the corner of St. Antoine and Mullet Streets. This was occupied by the college until January first, 1897, when it was almost totally destroyed by fire. Immediately laboratories and class rooms were established in the new veterinary and laboratory building on Mullet Street, which was, at that time, a department of this college. All courses were resumed in this building with an intermission of only one week.

The work of rebuilding the fire-wrecked structure began at once, and out of the ashes arose our present building, larger than the old, and completely refitted with the newest and best facilities for study.

A commodious four-story brick building it is, with ample lecture room and laboratory conveniences for the accommodation of five hundred students. In the basement are located the surgery laboratory, vat room, store rooms, and an efficient heating plant of modern construction. On the first floor are the faculty room and offices; the office and living rooms of the janitor; the organic and inorganic chemical laboratories and dispensary; and, recently, a large library and reading room has been installed, well equipped with medical and scientific reference books as well as the latest and best current medical literature. Two spacious stairways afford easy access to the rooms on the floors above.

On the second floor the wise freshman makes his debut as a student of the college and the humble and solemn senior closes his career within its walls. A large, light chart room supplied with charts, manikins and anatomical specimens, found on this floor, lends great assistance in facilitating demonstrations of anatomy, obstetrics, osteology, physiology and so forth. The laboratories for histology and pathology occupy the entire north end of this floor and are lighted from north, east and west by large windows on three sides of the room. Two smaller private laboratories are in connection. Books, laboratory supplies, microscopes and surgical instruments are sold at the bookroom. This is a student venture from which supplies are furnished to students. All the halls have high ceilings and are of ample proportions. In the main hall a number of ventilated steel lockers, for clothing, books, etc., are offered for rent at a very nominal figure.

The sophomore and junior lecture rooms; the lantern and prosection rooms; and the physiological and clinical diagnosis laboratories are on the third floor. The laboratories are directly above and occupy the same floor space as the histological and pathological laboratories on the floor below, except that the northeast corner has been made into a separate room used for pharmacological experimentation. The lantern room is equipped with an electric lantern of the latest improved type of projectoscope, by means of which photographs, drawings, or actual microscope slides are projected upon a large screen and are of inestimable value in the demonstration of histological and pathological specimens, Roentgen ray plates and all such. In the prosection rooms the most careful dissections are made and later demonstrated in the course in surgical anatomy.




The anatomical, bacteriological and biological laboratories occupy the entire space of the fourth floor, with but two exceptions. The office of the professor and demonstrators of anatomy is located here; and lastly in our mention of the college departments, and most fittingly at the top of the structure, is found the "star chamber." Before the door of this room the self-esteeming freshman hesitates, timid and apprehensive and even the experienced sophomore stands with awe, while both cast longing glances toward the fire escape, which, with its long flights of slatted steel steps leading downward to terra-firma, offers the easiest and most direct route to safety.



## Valedictory

The end is here. You've read the Annual and are perhaps satisfied with it; or possibly you are dissatisfied. This book may not mean so much to you at the present time, but in later years when the stress of life has laid its heavy hand upon your shoulders, and when after a dreary night with some puzzling case, you will pick up this book and on turning its leaves all the old memories, glorified by time, will come trooping back, and in your fireside you will live again in the time when youth was rampant and time was naught; then it will mean more. You will remember the old halls, the old "profs" and their individual peculiarities, and the time will hang less heavy on your hands, your cares forgotten for one brief hour. If perchance you have any criticism to bring against this Annual, please reserve it and remember that it was gotten up by men, who, busy with other things, still strove to place something in your hands which would reflect credit on their Alma Mater.

THE EDITORS



Walker-  
Gordon  
Modified  
Milk

Is never sold except by order  
of and in accordance with a  
prescription from a physician.

Our Laboratory is always open  
for inspection and we would be  
pleased to explain our service  
in full detail to Doctors who  
may favor us with a visit

---

Detroit Walker-Gordon Company  
Adams and Clifford, Detroit, Michigan

Main Store, 249-251 St. Antoine St.

Phone Cadillac 1232

M. C. HALEY

FUNERAL DIRECTOR

Flowers for All Occasions

DETROIT, MICH.

Bill Cooper  
*Campus Barber*



The man who furnishes the College with  
Shaves, Hair Cuts  
Books and Smokes

The J. F. Rouley Company

Manufacturers of

Artificial Legs

Orthopedic Appliances, Etc.

301-4 Equity Building, Larned and Griswold Streets  
Telephone Main 2408

J. B. TAYLOR, Manager

Walker-  
Gordon  
Modified  
Milk

Is never sold except by order  
of and in accordance with a  
prescription from a physician.

Our Laboratory is always open  
for inspection and we would be  
pleased to explain our service  
in full detail to Doctors who  
may favor us with a visit

---

Detroit Walker-Gordon Company  
Adams and Clifford, Detroit, Michigan

Main Store, 249-251 St. Antoine St.

Phone Cadillac 1232

M. C. HALEY

FUNERAL DIRECTOR

Flowers for All Occasions

DETROIT, MICH.

Bill Cooper  
*Campus Barber*



The man who furnishes the College with  
Shaves, Hair Cuts  
Books and Smokes

The J. F. Rouley Company

Manufacturers of

Artificial Legs

Orthopedic Appliances, Etc.

301-4 Equity Building, Larned and Griswold Streets  
Telephone Main 2408

J. B. TAYLOR, Manager